


# Q1 Do you have at least 1 school-age child (currently in grade 7-12th) who resides in Fairfield?

Answered: 272 Skipped: 0

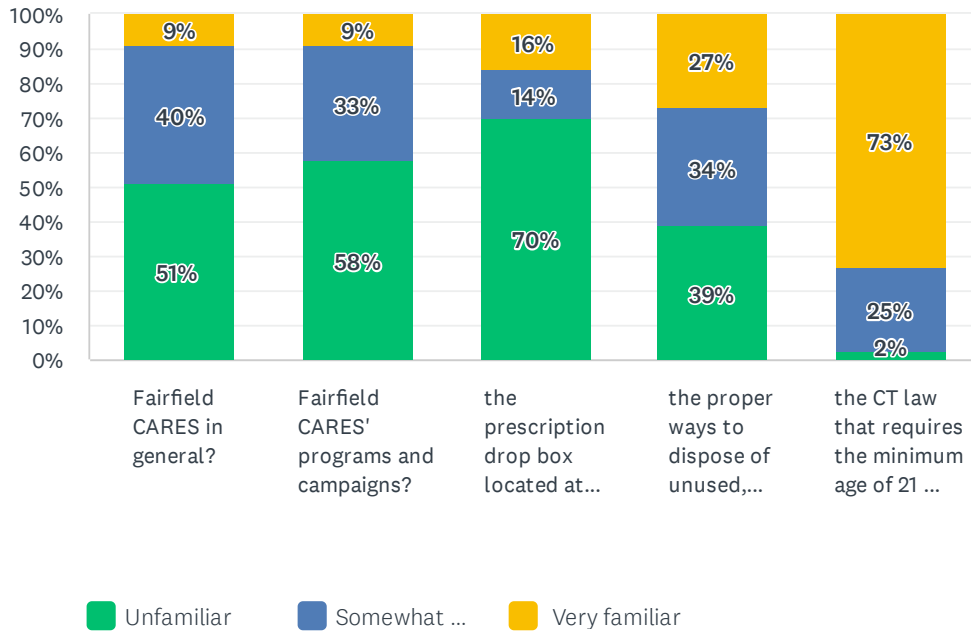


**YES -- If YES, please answer ALL of the following questions thinki... 100% (272)**

ANSWER CHOICES	RESPONSES	
YES -- If YES, please answer ALL of the following questions thinking about only 1 of your children.	100%	272
NO -- (Thank you for your time. This survey is only for parents of Fairfield students currently in grades 7-12).	0%	0
TOTAL	272	

## Q2 How familiar are you with...

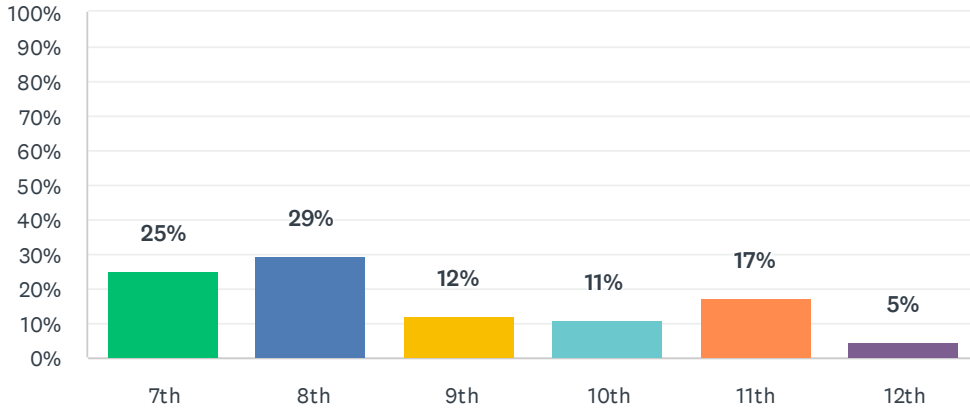
Answered: 126 Skipped: 146



	UNFAMILIAR	SOMEWHAT FAMILIAR	VERY FAMILIAR	TOTAL	WEIGHTED AVERAGE
Fairfield CARES in general?	51% 63	40% 50	9% 11	124	1.58
Fairfield CARES' programs and campaigns?	58% 73	33% 42	9% 11	126	1.51
the prescription drop box located at the Fairfield Police Station?	70% 88	14% 18	16% 20	126	1.46
the proper ways to dispose of unused, unneeded or excess prescription drug medications that are in your home?	39% 49	34% 43	27% 34	126	1.88
the CT law that requires the minimum age of 21 to purchase tobacco and vaping products?	2% 3	25% 31	73% 92	126	2.71

**Q3 What is your child’s GRADE? [If you have more than 1 child, please select the 1 child you wish to answer questions about today. You may complete the survey again for an additional child if desired.]**

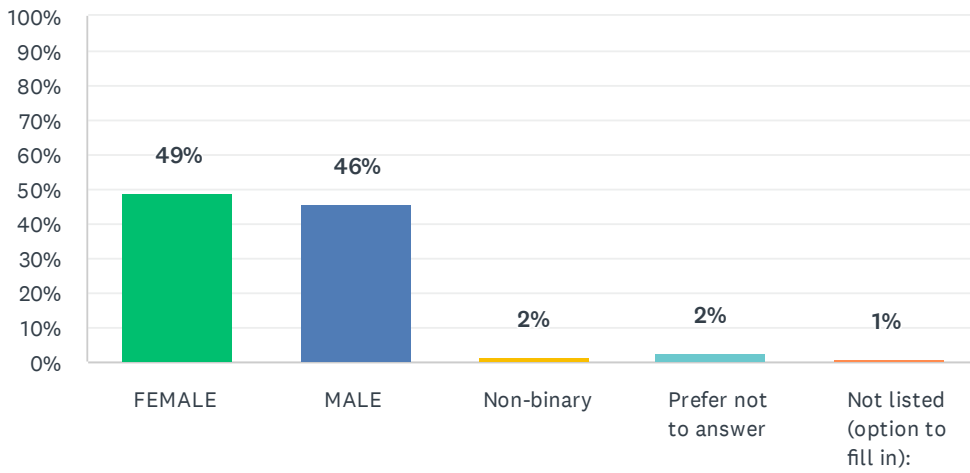
Answered: 126 Skipped: 146



ANSWER CHOICES	RESPONSES	
7th	25%	32
8th	29%	37
9th	12%	15
10th	11%	14
11th	17%	22
12th	5%	6
<b>TOTAL</b>		<b>126</b>

## Q4 What is your child's gender?

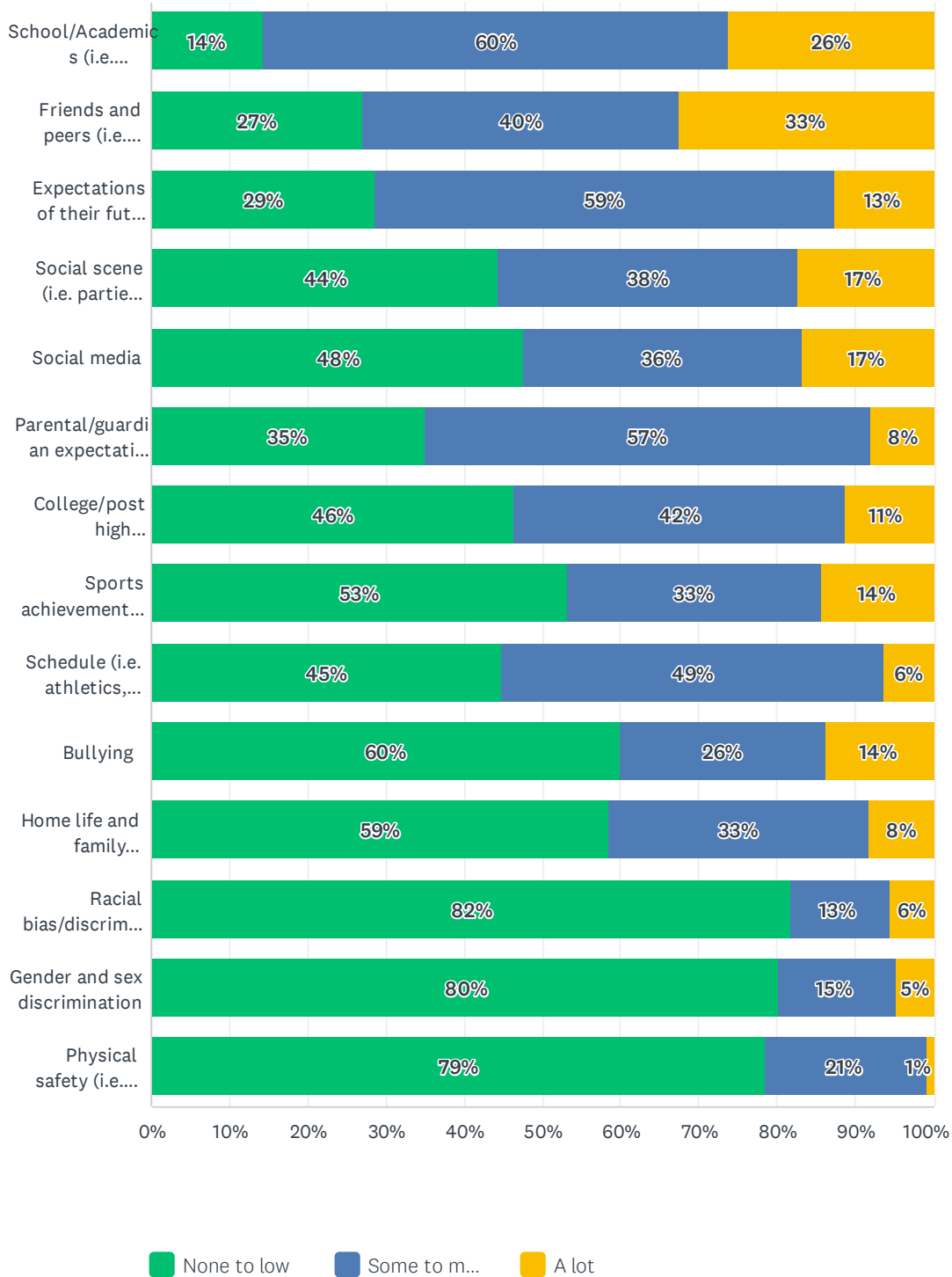
Answered: 126 Skipped: 146



ANSWER CHOICES	RESPONSES	
FEMALE	49%	62
MALE	46%	58
Non-binary	2%	2
Prefer not to answer	2%	3
Not listed (option to fill in):	1%	1
<b>TOTAL</b>		<b>126</b>

## Q5 How much stress, anxiety, or worry do the following give YOUR CHILD in their day-to-day life?

Answered: 126 Skipped: 146

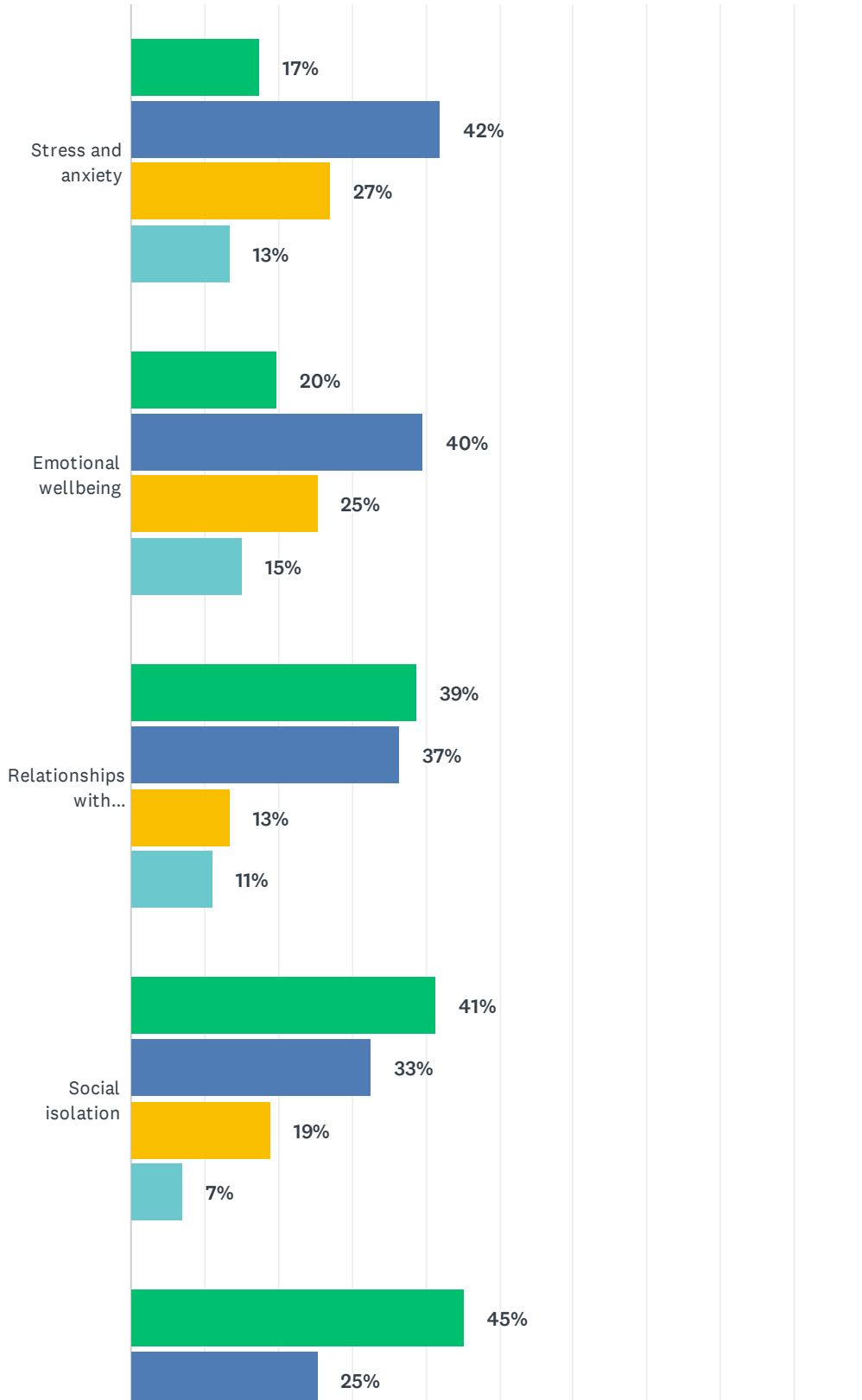


2023 Fairfield CARES PARENT/GUARDIAN SURVEY

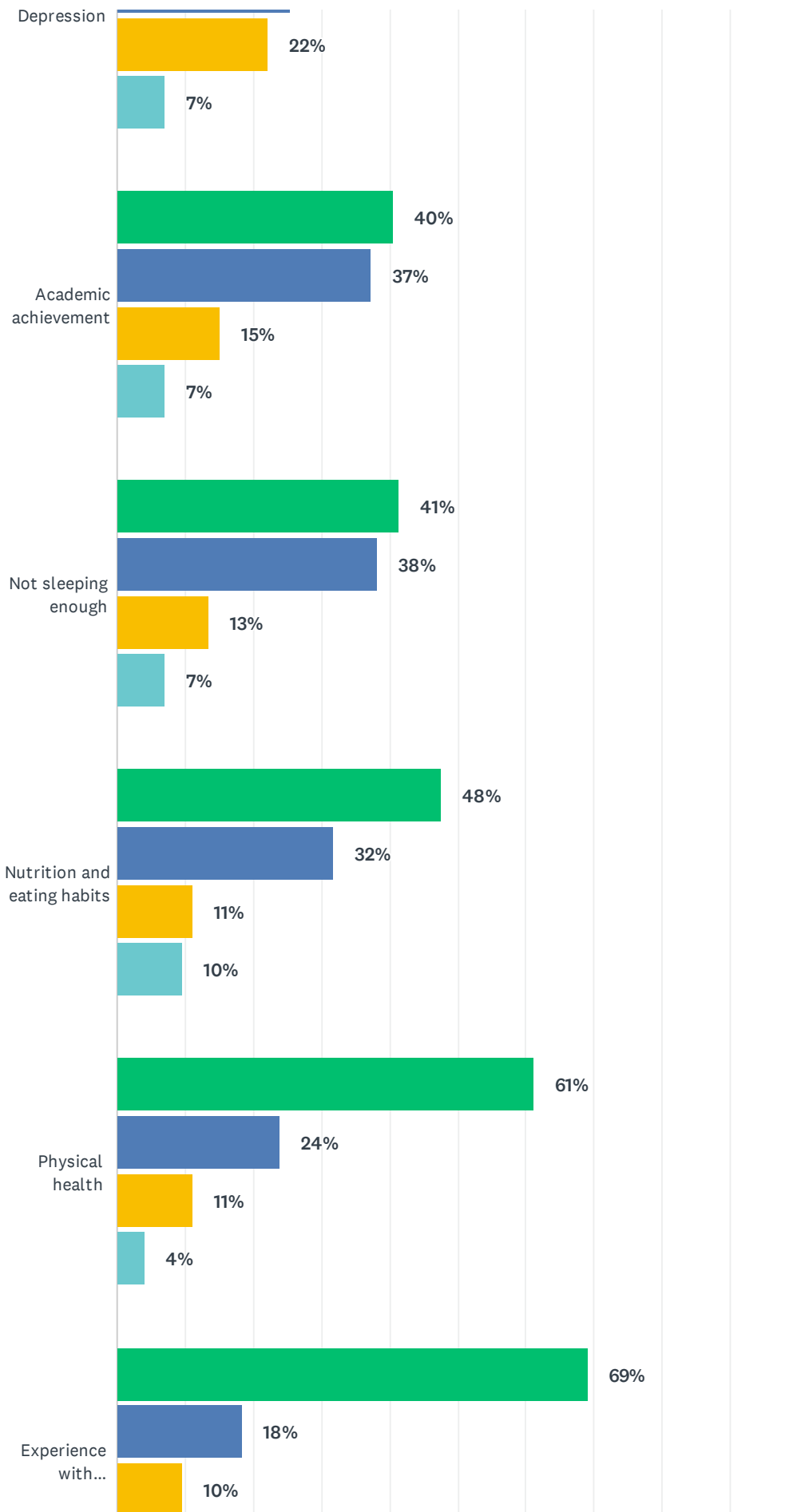
	NONE TO LOW	SOME TO MODERATE	A LOT	TOTAL	WEIGHTED AVERAGE
School/Academics (i.e. homework, standardized tests, grades, studying)	14% 18	60% 75	26% 33	126	2.38
Friends and peers (i.e. having friends, fitting in)	27% 34	40% 51	33% 41	126	2.38
Expectations of their future (i.e. being successful in life, high level of achievement)	29% 36	59% 74	13% 16	126	1.97
Social scene (i.e. parties, going out with friends)	44% 56	38% 48	17% 22	126	1.90
Social media	48% 60	36% 45	17% 21	126	1.86
Parental/guardian expectations	35% 44	57% 72	8% 10	126	1.81
College/post high school planning	46% 58	42% 53	11% 14	125	1.76
Sports achievement (i.e. pressure to perform well in sports or on a team)	53% 67	33% 41	14% 18	126	1.75
Schedule (i.e. athletics, extracurricular, volunteer commitments)	45% 56	49% 61	6% 8	125	1.68
Bullying	60% 75	26% 33	14% 17	125	1.67
Home life and family relationships	59% 72	33% 41	8% 10	123	1.58
Racial bias/discrimination	82% 103	13% 16	6% 7	126	1.29
Gender and sex discrimination	80% 101	15% 19	5% 6	126	1.29
Physical safety (i.e. violence, threats)	79% 99	21% 26	1% 1	126	1.23

# Q6 When thinking about your child right now, how concerned are you about their:

Answered: 126 Skipped: 146

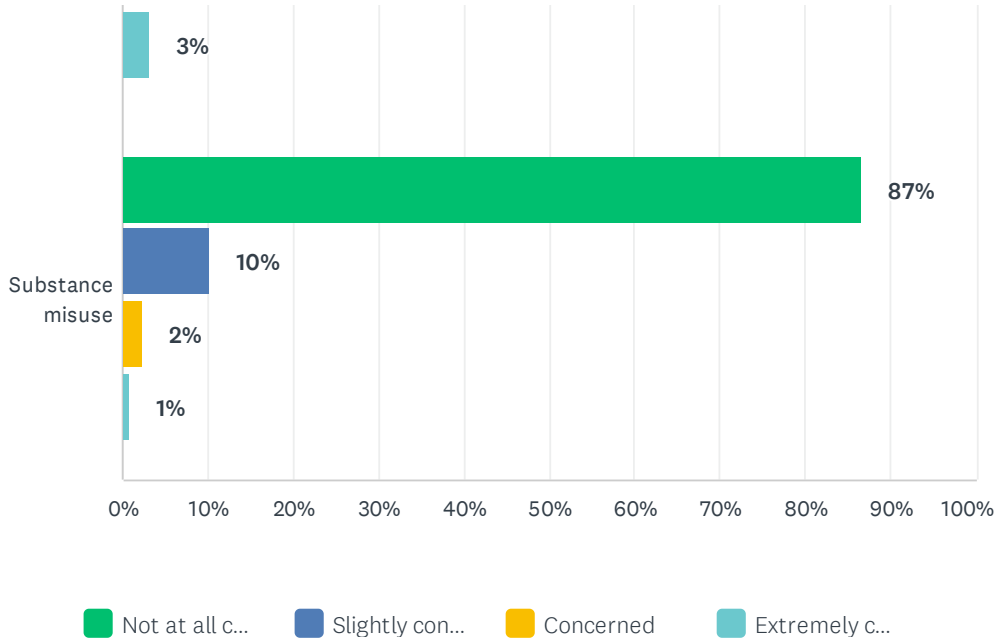


# 2023 Fairfield CARES PARENT/GUARDIAN SURVEY





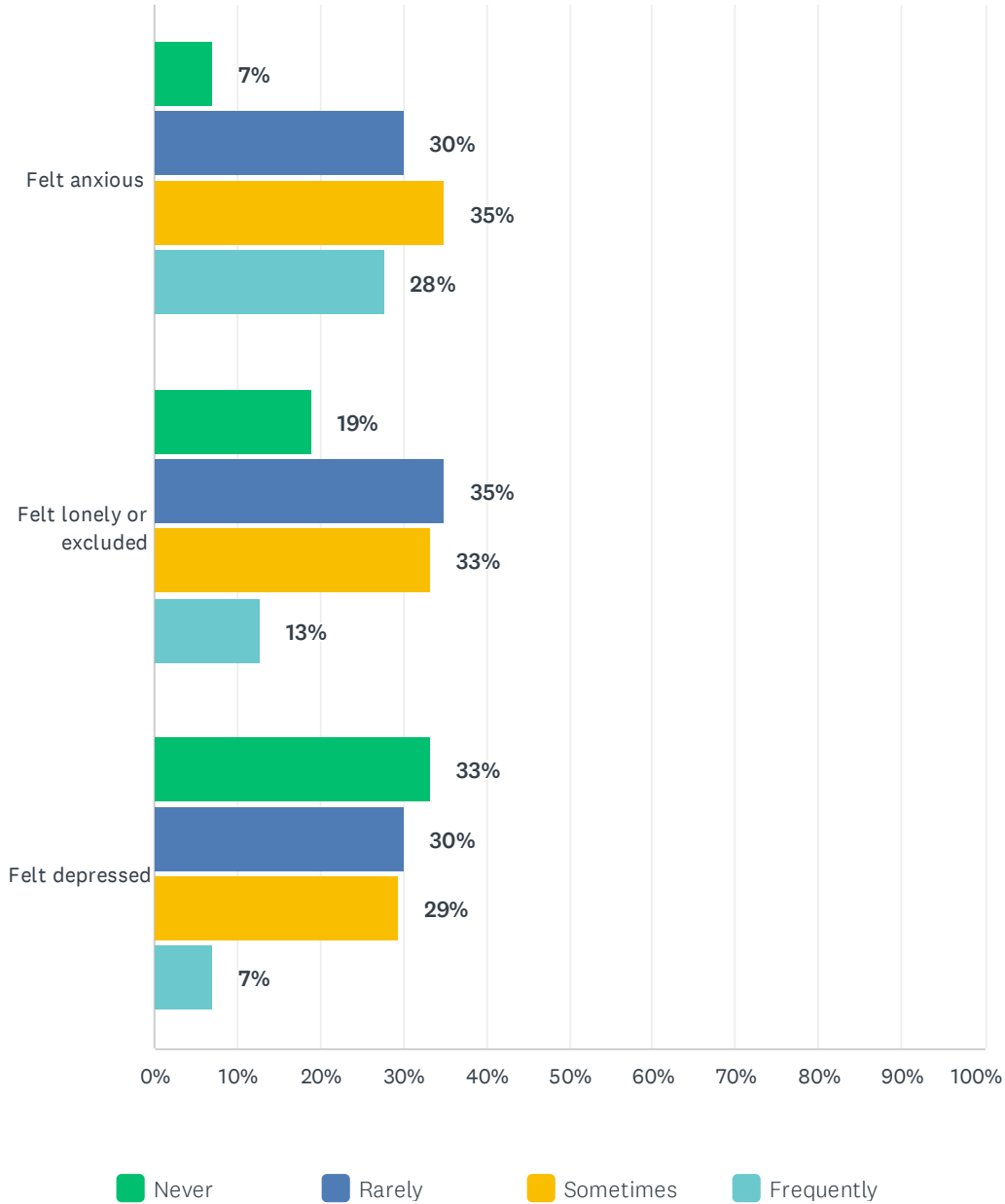
2023 Fairfield CARES PARENT/GUARDIAN SURVEY



	NOT AT ALL CONCERNED	SLIGHTLY CONCERNED	CONCERNED	EXTREMELY CONCERNED	TOTAL	WEIGHTED AVERAGE
Stress and anxiety	17% 22	42% 53	27% 34	13% 17	126	2.37
Emotional wellbeing	20% 25	40% 50	25% 32	15% 19	126	2.36
Relationships with family/friends	39% 49	37% 46	13% 17	11% 14	126	1.97
Social isolation	41% 52	33% 41	19% 24	7% 9	126	1.92
Depression	45% 57	25% 32	22% 28	7% 9	126	1.91
Academic achievement	40% 51	37% 47	15% 19	7% 9	126	1.89
Not sleeping enough	41% 52	38% 48	13% 17	7% 9	126	1.87
Nutrition and eating habits	48% 60	32% 40	11% 14	10% 12	126	1.83
Physical health	61% 77	24% 30	11% 14	4% 5	126	1.58
Experience with discrimination	69% 87	18% 23	10% 12	3% 4	126	1.47
Substance misuse	87% 109	10% 13	2% 3	1% 1	126	1.17

### Q7 In the past 30 days, I think my child probably:

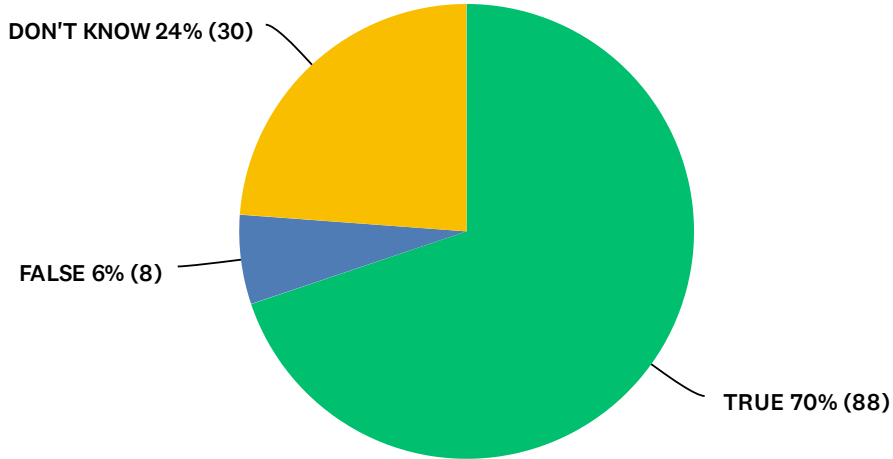
Answered: 126 Skipped: 146



	NEVER	RARELY	SOMETIMES	FREQUENTLY	TOTAL	WEIGHTED AVERAGE
Felt anxious	7% 9	30% 38	35% 44	28% 35	126	2.83
Felt lonely or excluded	19% 24	35% 44	33% 42	13% 16	126	2.40
Felt depressed	33% 42	30% 38	29% 37	7% 9	126	2.10

### Q8 If my child has a concern about alcohol or drugs they are likely to talk to me about it.

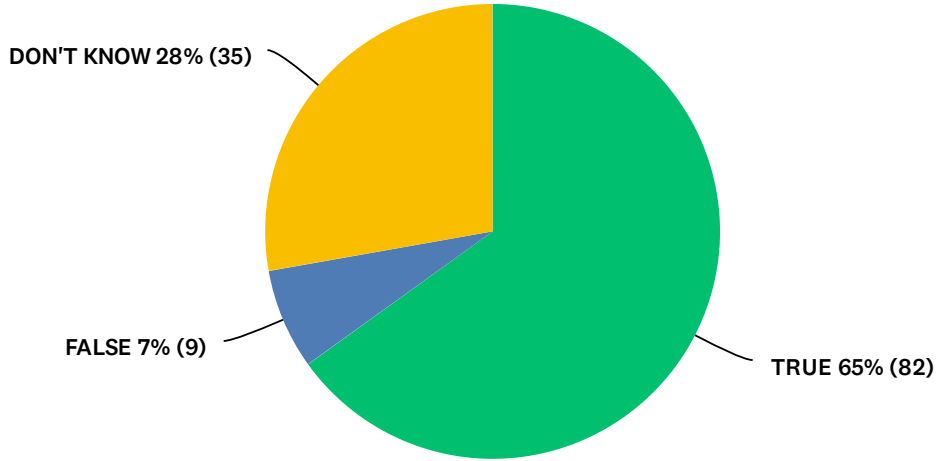
Answered: 126 Skipped: 146



ANSWER CHOICES	RESPONSES	
TRUE	70%	88
FALSE	6%	8
DON'T KNOW	24%	30
TOTAL		126

### Q9 If my child has a concern about their mental health they are likely to talk to me about it.

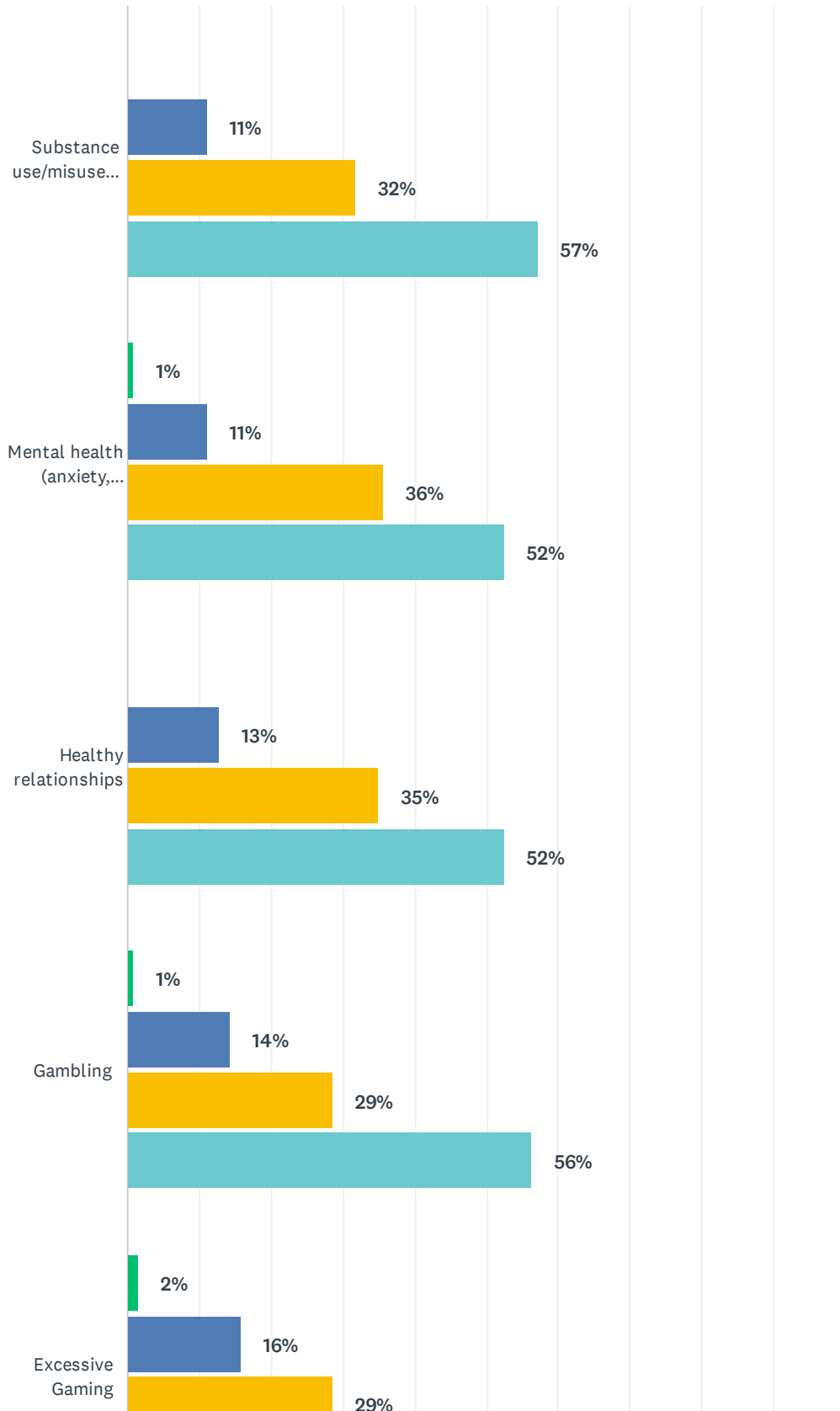
Answered: 126 Skipped: 146



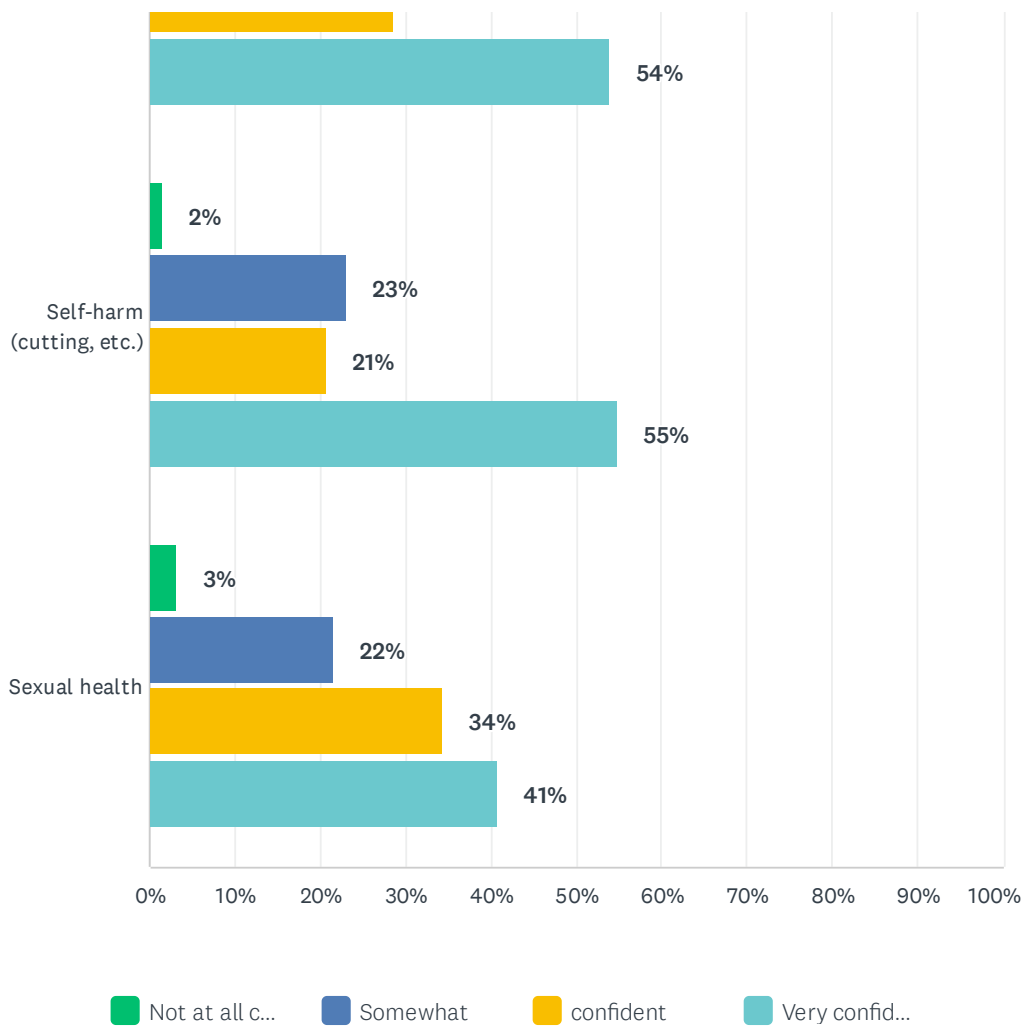
ANSWER CHOICES	RESPONSES	
TRUE	65%	82
FALSE	7%	9
DON'T KNOW	28%	35
TOTAL		126

## Q10 How comfortable do you feel talking to your child(ren) about:

Answered: 126 Skipped: 146



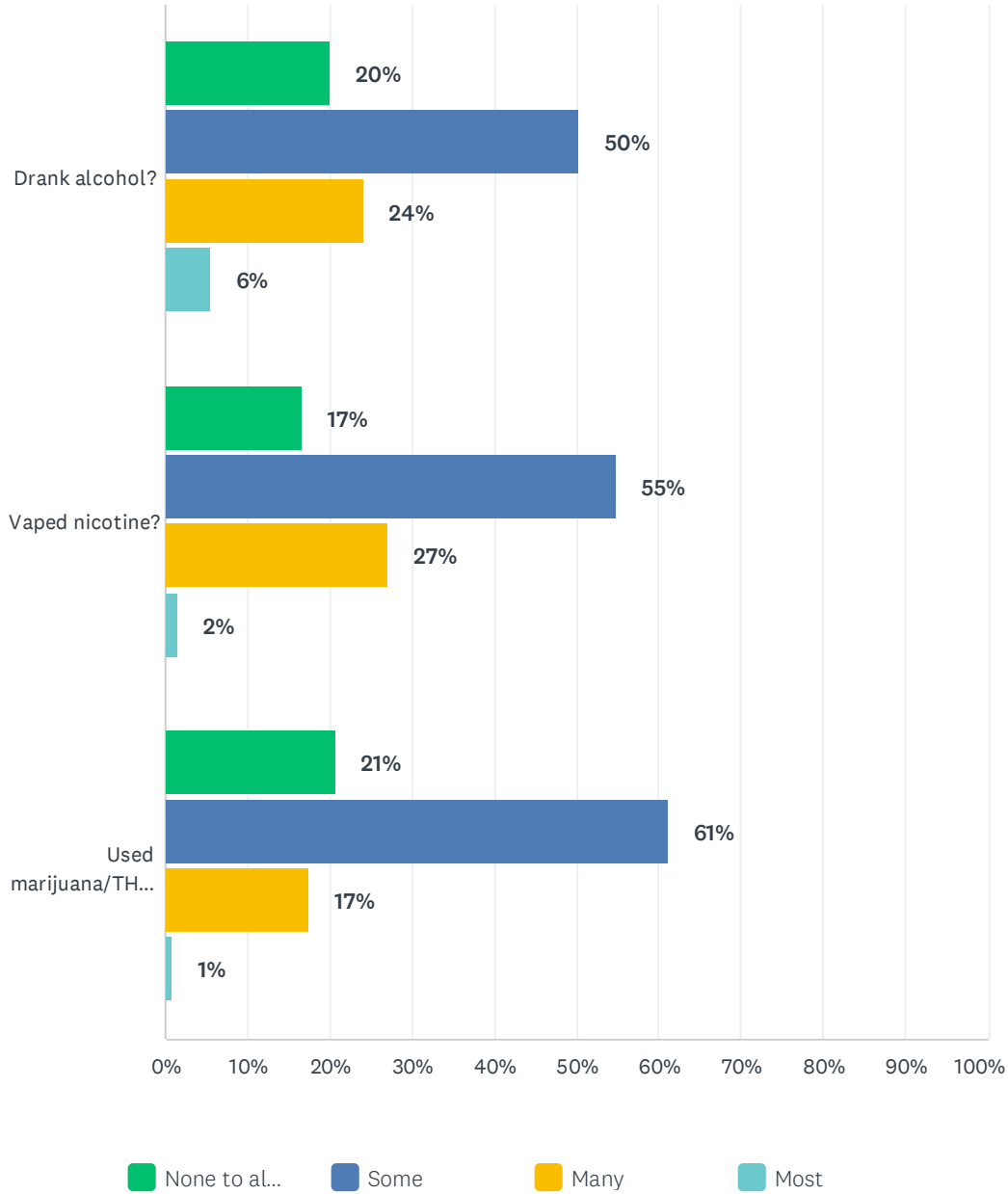
2023 Fairfield CARES PARENT/GUARDIAN SURVEY



	NOT AT ALL CONFIDENT	SOMEWHAT	CONFIDENT	VERY CONFIDENT	TOTAL	WEIGHTED AVERAGE
Substance use/misuse (underage drinking, vaping, marijuana use)	0% 0	11% 14	32% 40	57% 72	126	3.46
Mental health (anxiety, depression, suicide, disordered eating, etc.)	1% 1	11% 14	36% 45	52% 66	126	3.40
Healthy relationships	0% 0	13% 16	35% 44	52% 66	126	3.40
Gambling	1% 1	14% 18	29% 36	56% 71	126	3.40
Excessive Gaming	2% 2	16% 20	29% 36	54% 68	126	3.35
Self-harm (cutting, etc.)	2% 2	23% 29	21% 26	55% 69	126	3.29
Sexual health	3% 4	22% 27	34% 43	41% 51	125	3.13

### Q11 In your opinion, in the last 30 days, how many students in your child's grade do you think: (please estimate)

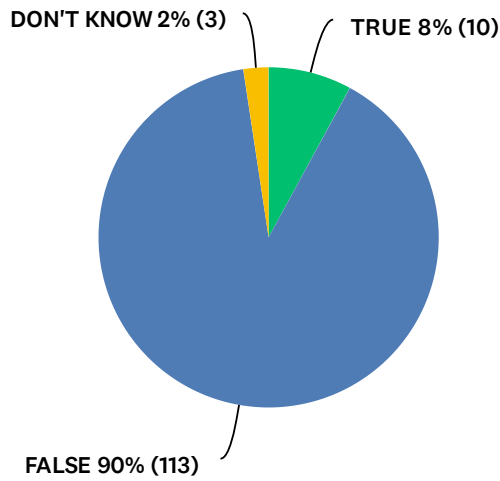
Answered: 126 Skipped: 146



	NONE TO ALMOST NONE	SOME	MANY	MOST	TOTAL	WEIGHTED AVERAGE
Drank alcohol?	20% 25	50% 63	24% 30	6% 7	125	2.15
Vaped nicotine?	17% 21	55% 69	27% 34	2% 2	126	2.13
Used marijuana/THC products?	21% 26	61% 77	17% 22	1% 1	126	1.98

## Q12 In the past 12 months, my child consumed alcohol in our home.

Answered: 126 Skipped: 146

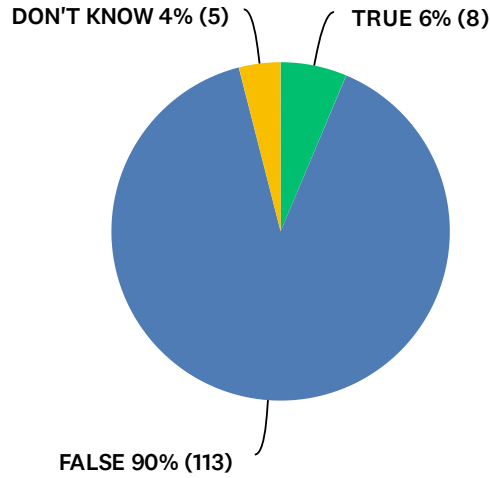


ANSWER CHOICES	RESPONSES	
TRUE	8%	10
FALSE	90%	113
DON'T KNOW	2%	3
TOTAL		126



### Q13 In the past 12 months, someone under age 21 (NOT a family member) consumed alcohol in our home.

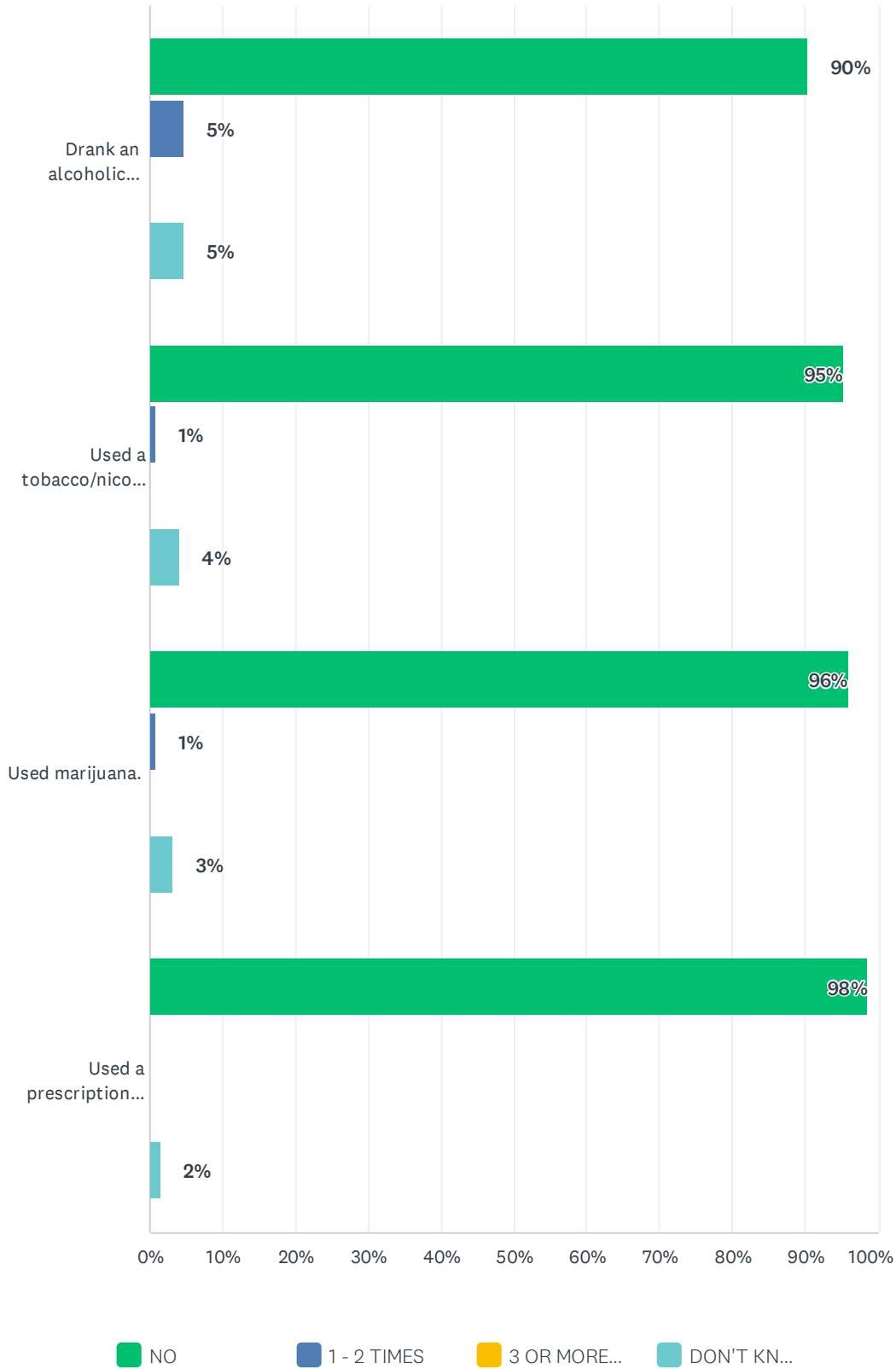
Answered: 126 Skipped: 146



ANSWER CHOICES	RESPONSES	
TRUE	6%	8
FALSE	90%	113
DON'T KNOW	4%	5
TOTAL		126

### Q14 In the past 30 days, my child:

Answered: 126 Skipped: 146

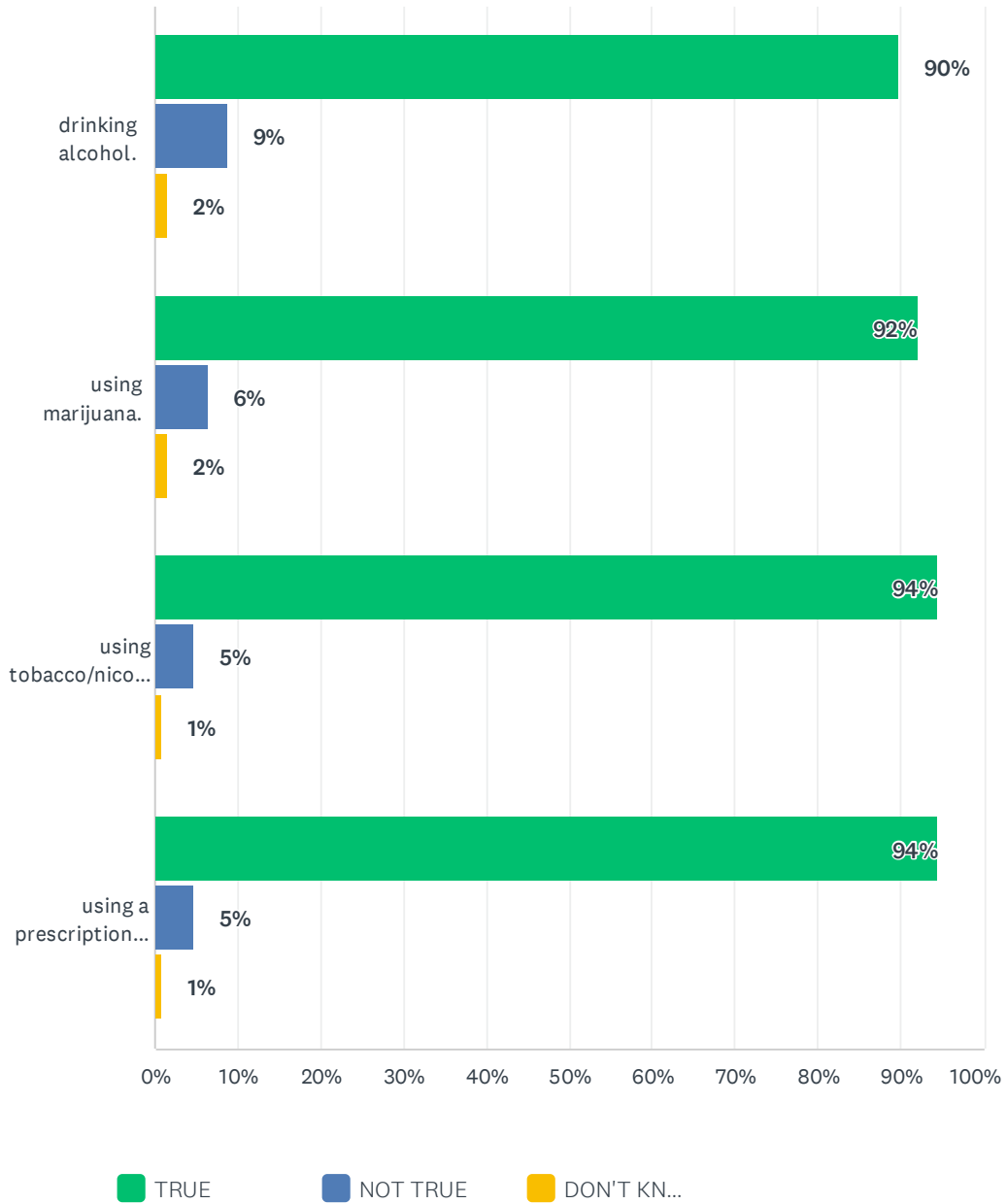


2023 Fairfield CARES PARENT/GUARDIAN SURVEY

	NO	1 - 2 TIMES	3 OR MORE TIMES	DON'T KNOW	TOTAL	WEIGHTED AVERAGE
Drank an alcoholic beverage.	90% 114	5% 6	0% 0	5% 6	126	1.19
Used a tobacco/nicotine delivery product (e.g. ecigarettes, vape, Juul. Puff Bar).	95% 120	1% 1	0% 0	4% 5	126	1.13
Used marijuana.	96% 121	1% 1	0% 0	3% 4	126	1.10
Used a prescription drug not prescribed to them	98% 124	0% 0	0% 0	2% 2	126	1.05

### Q15 My family has clear rules discouraging my child from:

Answered: 126 Skipped: 146

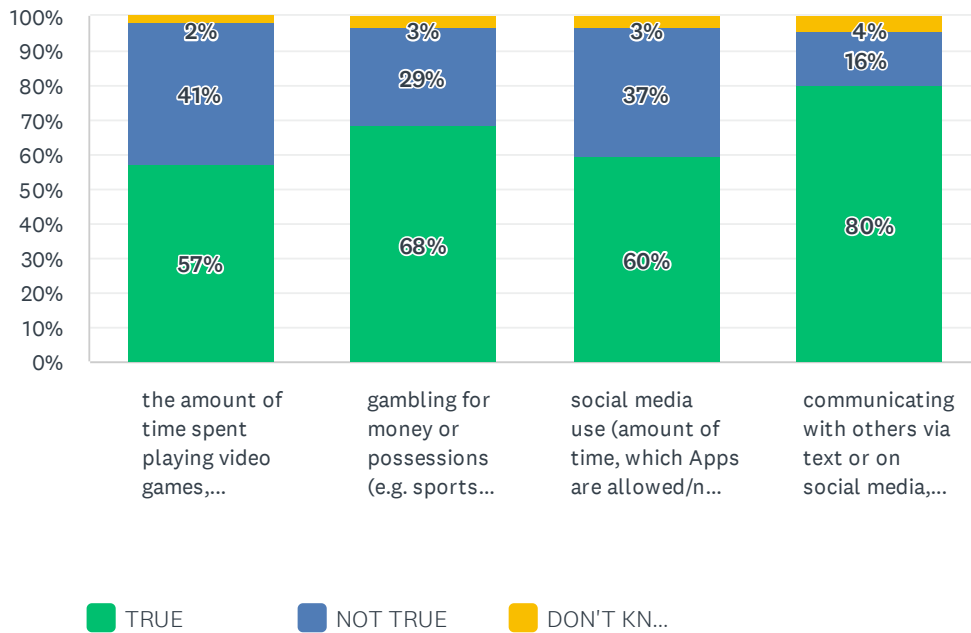


2023 Fairfield CARES PARENT/GUARDIAN SURVEY

	TRUE	NOT TRUE	DON'T KNOW	TOTAL	WEIGHTED AVERAGE
drinking alcohol.	90% 113	9% 11	2% 2	126	1.12
using marijuana.	92% 116	6% 8	2% 2	126	1.10
using tobacco/nicotine delivery products including (ecigarettes, vape, Juul.{Puff Bar).	94% 119	5% 6	1% 1	126	1.06
using a prescription drug not prescribed to them	94% 119	5% 6	1% 1	126	1.06

## Q16 My family has clear rules for my child regarding:

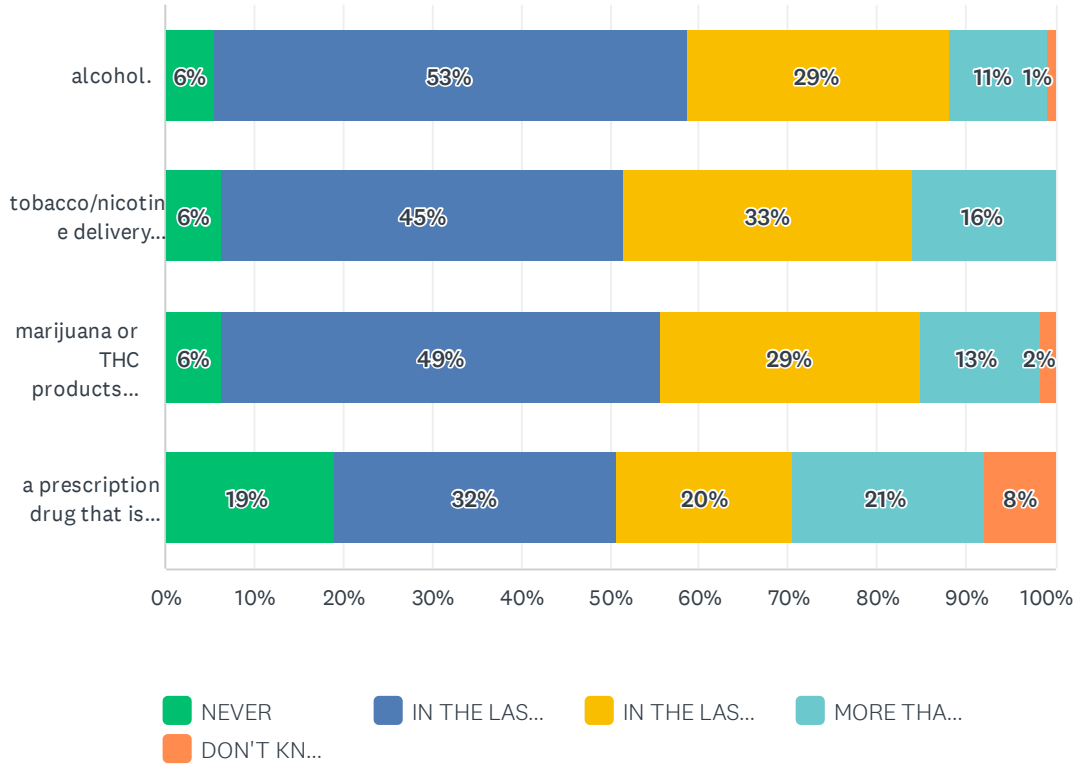
Answered: 126 Skipped: 146



	TRUE	NOT TRUE	DON'T KNOW	TOTAL	WEIGHTED AVERAGE
the amount of time spent playing video games, electronic or online games.	57% 72	41% 52	2% 2	126	1.44
gambling for money or possessions (e.g. sports betting, poker, lottery, scratch off tickets, online games).	68% 86	29% 36	3% 4	126	1.35
social media use (amount of time, which Apps are allowed/not allowed)	60% 75	37% 47	3% 4	126	1.44
communicating with others via text or on social media, including sending or posting inappropriate pictures.	80% 101	16% 20	4% 5	126	1.24

### Q17 I have had a conversation with my child about our family’s rules and values (beliefs, attitudes, ideals) concerning their use of:

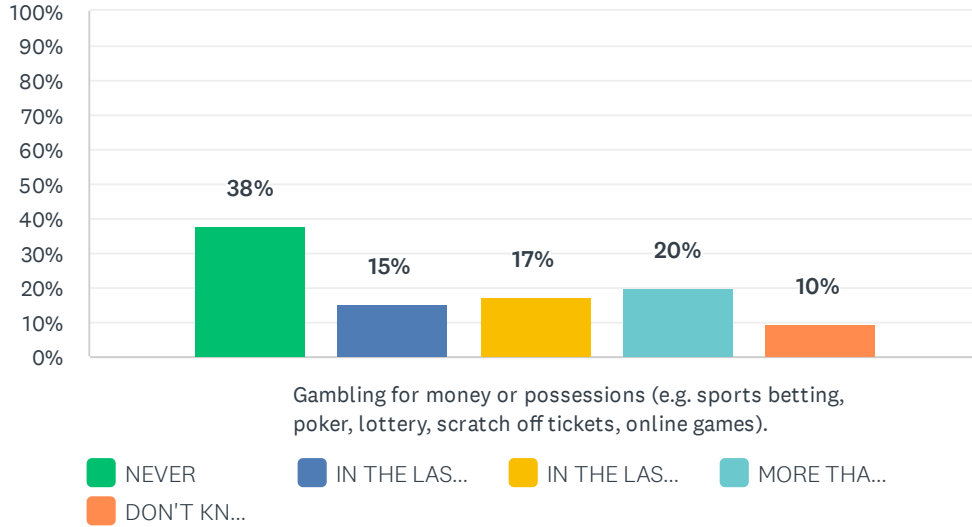
Answered: 126 Skipped: 146



	NEVER	IN THE LAST MONTH	IN THE LAST 3 MONTHS	MORE THAN 3 MONTHS AGO	DON'T KNOW	TOTAL	WEIGHTED AVERAGE
alcohol.	6% 7	53% 67	29% 37	11% 14	1% 1	126	2.48
tobacco/nicotine delivery products including (cigarettes, ecigarettes, vaping, Juul. Puff Bar).	6% 8	45% 57	33% 41	16% 20	0% 0	126	2.58
marijuana or THC products (including smoking, vaping, edibles)	6% 8	49% 62	29% 37	13% 17	2% 2	126	2.55
a prescription drug that is not prescribed to them (Ritalin, Adderall etc.)	19% 24	32% 40	20% 25	21% 27	8% 10	126	2.67

### Q18 I have had a conversation with my child about our family’s rules and values (beliefs, attitudes, ideals) concerning:

Answered: 126 Skipped: 146



Gambling for money or possessions (e.g. sports betting, poker, lottery, scratch off tickets, online games).

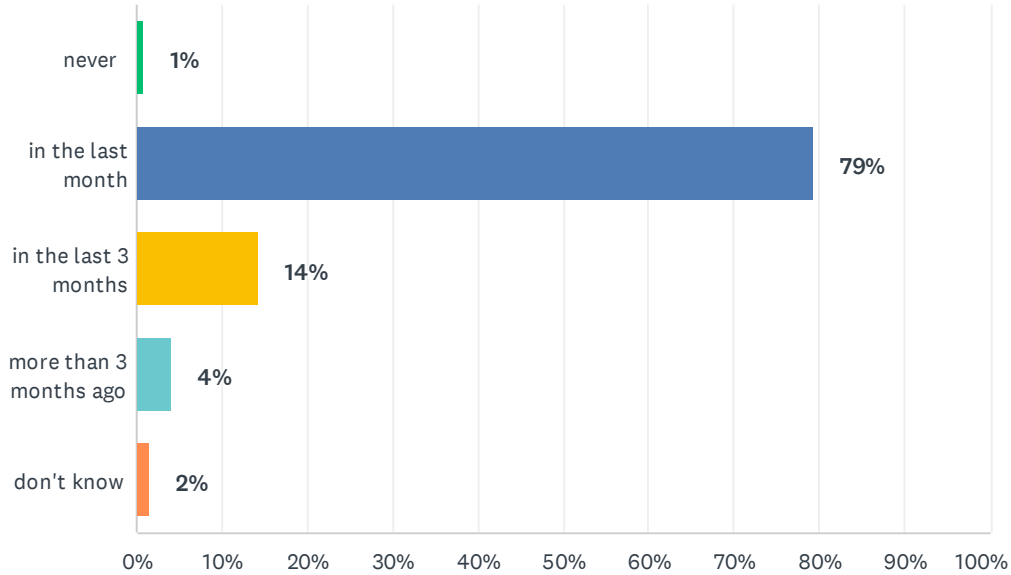
■ NEVER     
 ■ IN THE LAS...     
 ■ IN THE LAS...     
 ■ MORE THA...  
■ DON'T KN...

	NEVER	IN THE LAST MONTH	IN THE LAST 3 MONTHS	MORE THAN 3 MONTHS AGO	DON'T KNOW	TOTAL	WEIGHTED AVERAGE
Gambling for money or possessions (e.g. sports betting, poker, lottery, scratch off tickets, online games).	38% 48	15% 19	17% 22	20% 25	10% 12	126	2.48



## Q19 I have had a conversation with my child about their well being/mental health:

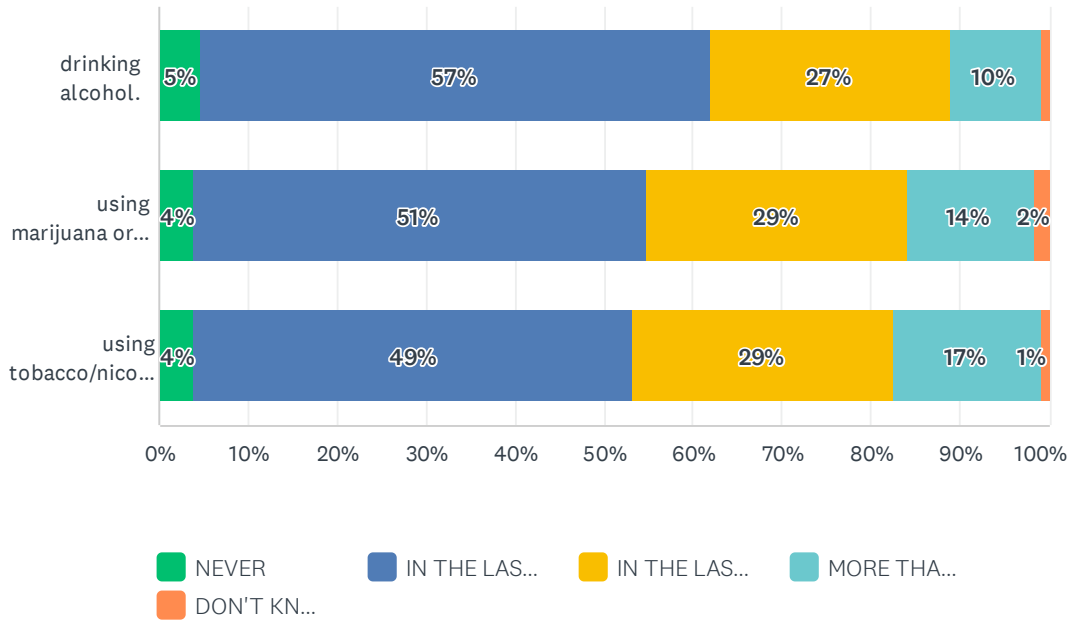
Answered: 126 Skipped: 146



ANSWER CHOICES	RESPONSES	
never	1%	1
in the last month	79%	100
in the last 3 months	14%	18
more than 3 months ago	4%	5
don't know	2%	2
<b>TOTAL</b>		<b>126</b>

## Q20 I have talked to my child about the harmful effects of:

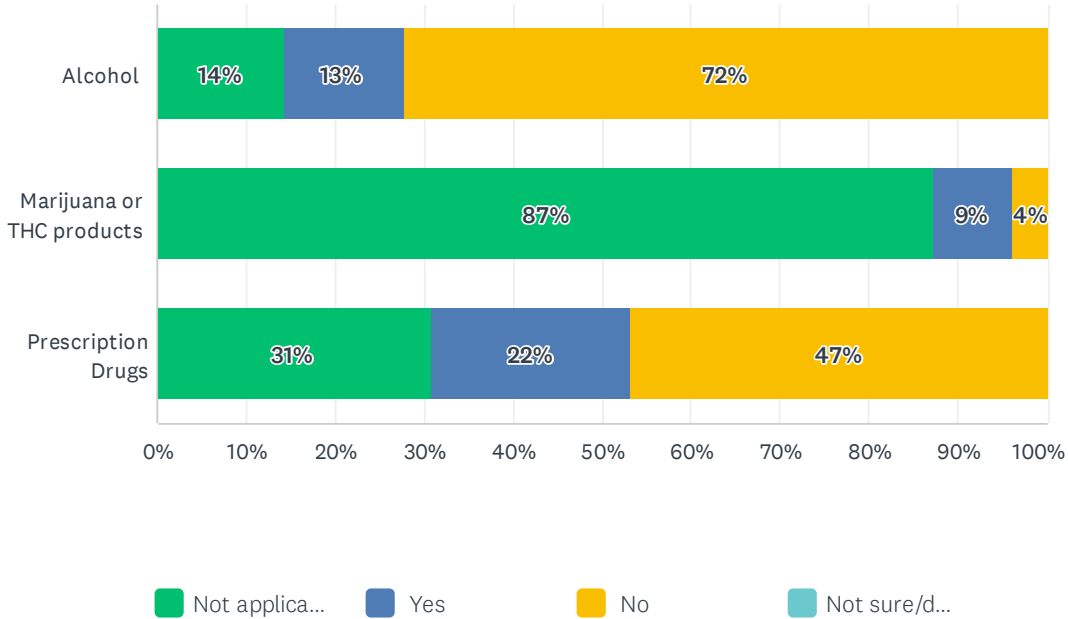
Answered: 126 Skipped: 146



	NEVER	IN THE LAST MONTH	IN THE LAST 3 MONTHS	MORE THAN 3 MONTHS AGO	DON'T KNOW	TOTAL	WEIGHTED AVERAGE
drinking alcohol.	5% 6	57% 72	27% 34	10% 13	1% 1	126	2.45
using marijuana or other THC products.	4% 5	51% 64	29% 37	14% 18	2% 2	126	2.59
using tobacco/nicotine delivery products including (cigarettes, ecigarettes, vaping, Juul).	4% 5	49% 62	29% 37	17% 21	1% 1	126	2.61

Q21 Are the following substances kept locked up or secured from children in your home? (e.g. in a locked cabinet or fridge, sealed with a sticker, or otherwise inaccessible.)

Answered: 126 Skipped: 146



	NOT APPLICABLE/ NOT KEPT IN MY HOME	YES	NO	NOT SURE/DON'T KNOW	TOTAL	WEIGHTED AVERAGE
Alcohol	14% 18	13% 17	72% 91	0% 0	126	2.58
Marijuana or THC products	87% 110	9% 11	4% 5	0% 0	126	1.17
Prescription Drugs	31% 39	22% 28	47% 59	0% 0	126	2.16

## Q22 Please choose the response that best describes how you feel. I have very little control over whether my child:

Answered: 126 Skipped: 146

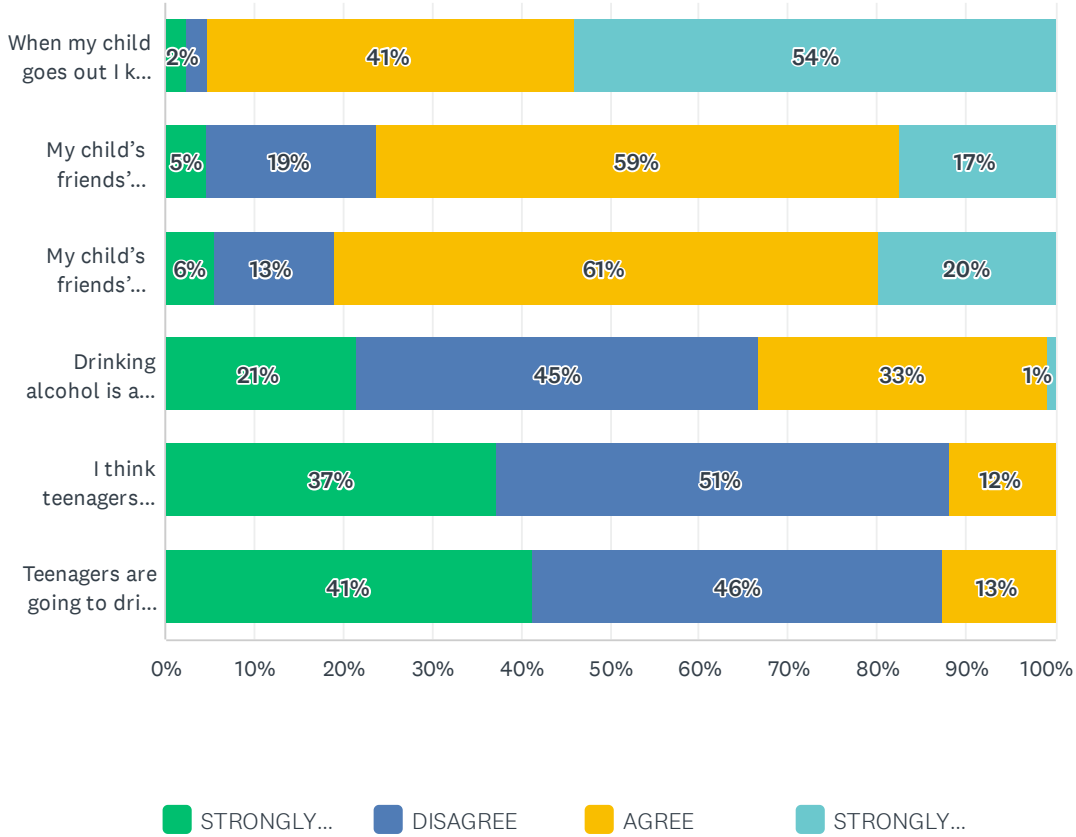


■ STRONGLY... 
 ■ DISAGREE 
 ■ AGREE 
 ■ STRONGLY...

	STRONGLY DISAGREE	DISAGREE	AGREE	STRONGLY AGREE	TOTAL	WEIGHTED AVERAGE
drinks alcohol.	37% 47	45% 57	15% 19	2% 3	126	1.83
uses a tobacco/nicotine delivery products including (cigarettes, ecigarettes, vapes, Juul, Puff Bar).	41% 52	43% 54	13% 16	3% 4	126	1.78
uses marijuana.	40% 51	44% 55	11% 14	5% 6	126	1.80

## Q23 Do you agree/disagree with the following statements:

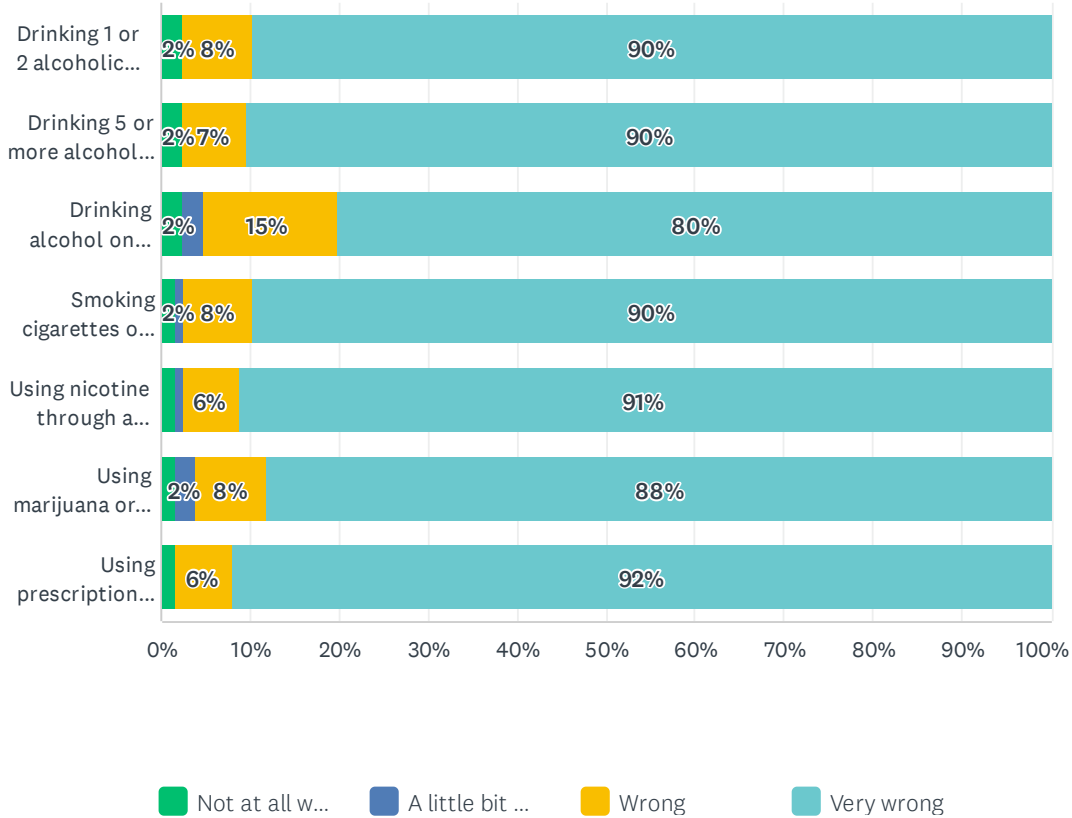
Answered: 126 Skipped: 146



	STRONGLY DISAGREE	DISAGREE	AGREE	STRONGLY AGREE	TOTAL	WEIGHTED AVERAGE
When my child goes out I know where they are and who they are with.	2% 3	2% 3	41% 52	54% 68	126	3.47
My child's friends' parents have the same rules and values as our family regarding alcohol.	5% 6	19% 24	59% 74	17% 22	126	2.89
My child's friends' parents have the same rules and values as our family regarding marijuana.	6% 7	13% 17	61% 77	20% 25	126	2.95
Drinking alcohol is a normal part of growing up.	21% 27	45% 57	33% 41	1% 1	126	2.13
I think teenagers should be allowed to drink, so they learn how to drink responsibly.	37% 47	51% 64	12% 15	0% 0	126	1.75
Teenagers are going to drink anyway, therefore I'd rather have it be at my house.	41% 52	46% 58	13% 16	0% 0	126	1.71

## Q24 Please choose the response that best describes how you feel about your child engaging in the following:

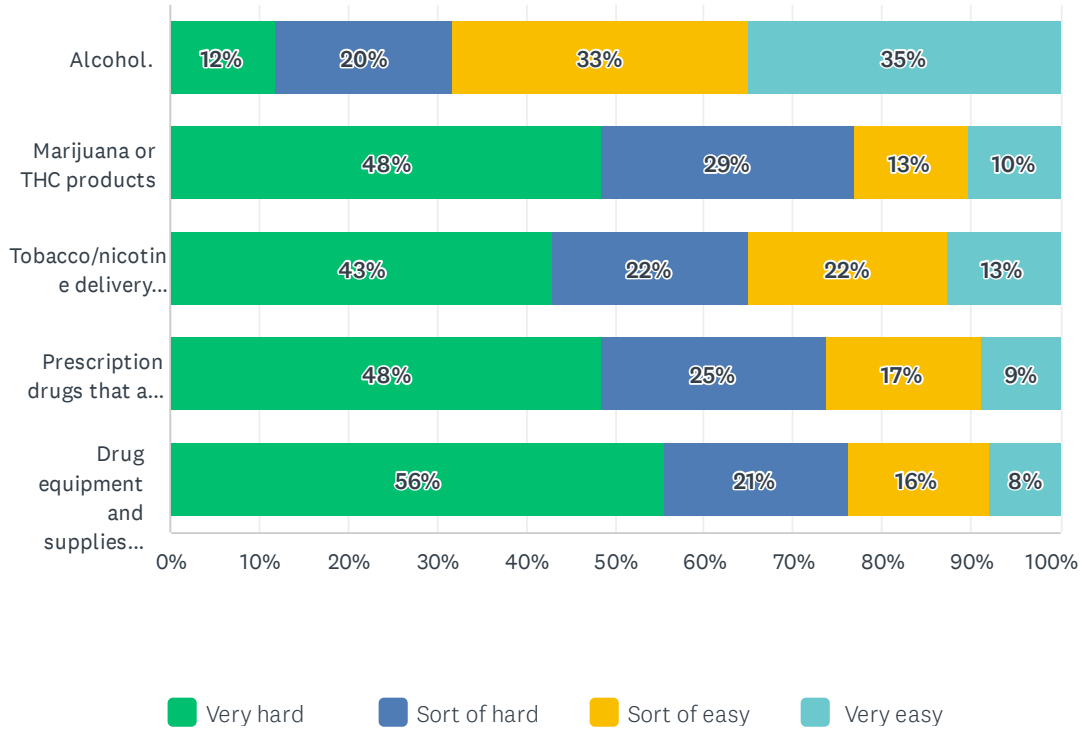
Answered: 126 Skipped: 146



	NOT AT ALL WRONG	A LITTLE BIT WRONG	WRONG	VERY WRONG	TOTAL	WEIGHTED AVERAGE
Drinking 1 or 2 alcoholic beverages (beer, wine, liquor) nearly every day.	2% 3	0% 0	8% 10	90% 113	126	3.85
Drinking 5 or more alcoholic beverages on one occasion.	2% 3	0% 0	7% 9	90% 114	126	3.86
Drinking alcohol on weekends.	2% 3	2% 3	15% 19	80% 101	126	3.73
Smoking cigarettes or using tobacco.	2% 2	1% 1	8% 10	90% 113	126	3.86
Using nicotine through a vaping device (JUUL, Blu, Puff Bar).	2% 2	1% 1	6% 8	91% 115	126	3.87
Using marijuana or THC products (includes use through a vaping device, smoking it, eating it/edibles, inhaling it).	2% 2	2% 3	8% 10	88% 111	126	3.83
Using prescription drugs not prescribed to them.	2% 2	0% 0	6% 8	92% 116	126	3.89

## Q25 If they wanted to, how easy or hard would it be for your child to access the following substances?

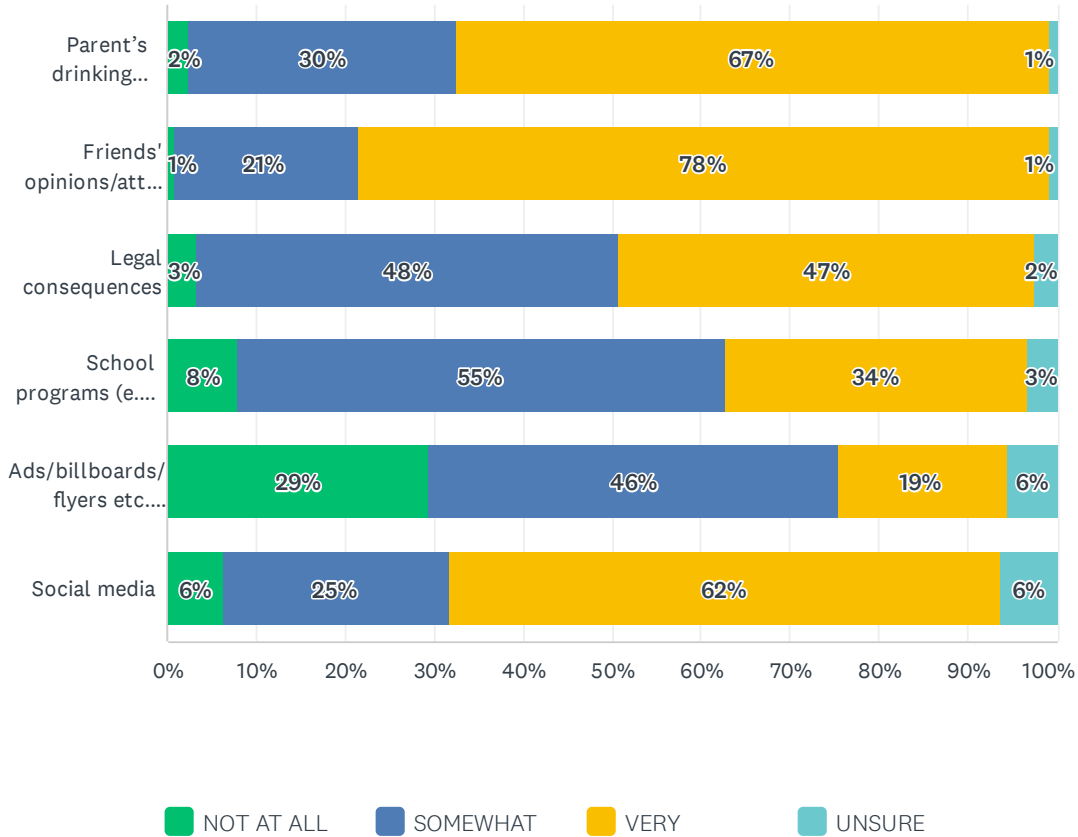
Answered: 126 Skipped: 146



	VERY HARD	SORT OF HARD	SORT OF EASY	VERY EASY	TOTAL
Alcohol.	12% 15	20% 25	33% 42	35% 44	126
Marijuana or THC products	48% 61	29% 36	13% 16	10% 13	126
Tobacco/nicotine delivery products including (ecigarettes, vapes, Juul, Puff Bars) or other tobacco products (chewing or pipe tobacco, cigars)	43% 54	22% 28	22% 28	13% 16	126
Prescription drugs that are NOT prescribed to thrm – (e.g. for the purpose of 'getting high' or to feel good)	48% 61	25% 32	17% 22	9% 11	126
Drug equipment and supplies (pipes, bongs, rolling papers)	56% 70	21% 26	16% 20	8% 10	126

## Q26 How important are the following at influencing a child’s behavior regarding alcohol?

Answered: 126 Skipped: 146

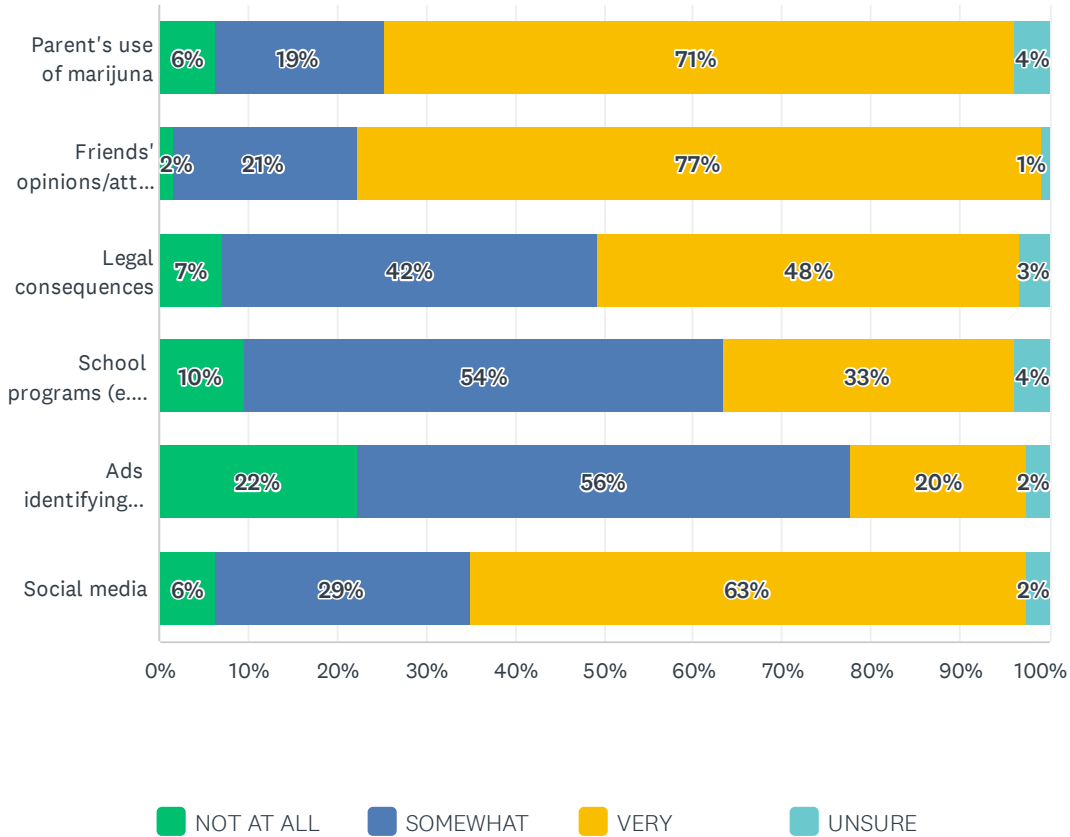


	NOT AT ALL	SOMEWHAT	VERY	UNSURE	TOTAL	WEIGHTED AVERAGE
Parent's drinking behavior	2% 3	30% 38	67% 84	1% 1	126	2.66
Friends' opinions/attitudes/behaviors (e.g. peer pressure)	1% 1	21% 26	78% 98	1% 1	126	2.79
Legal consequences	3% 4	48% 60	47% 59	2% 3	126	2.48
School programs (e.g. educational, prevention, DARE, health class)	8% 10	55% 69	34% 43	3% 4	126	2.33
Ads/billboards/flyers etc. identifying risks	29% 37	46% 58	19% 24	6% 7	126	2.01
Social media	6% 8	25% 32	62% 78	6% 8	126	2.68



## Q27 How important are the following at influencing a child’s behavior regarding marijuana use?

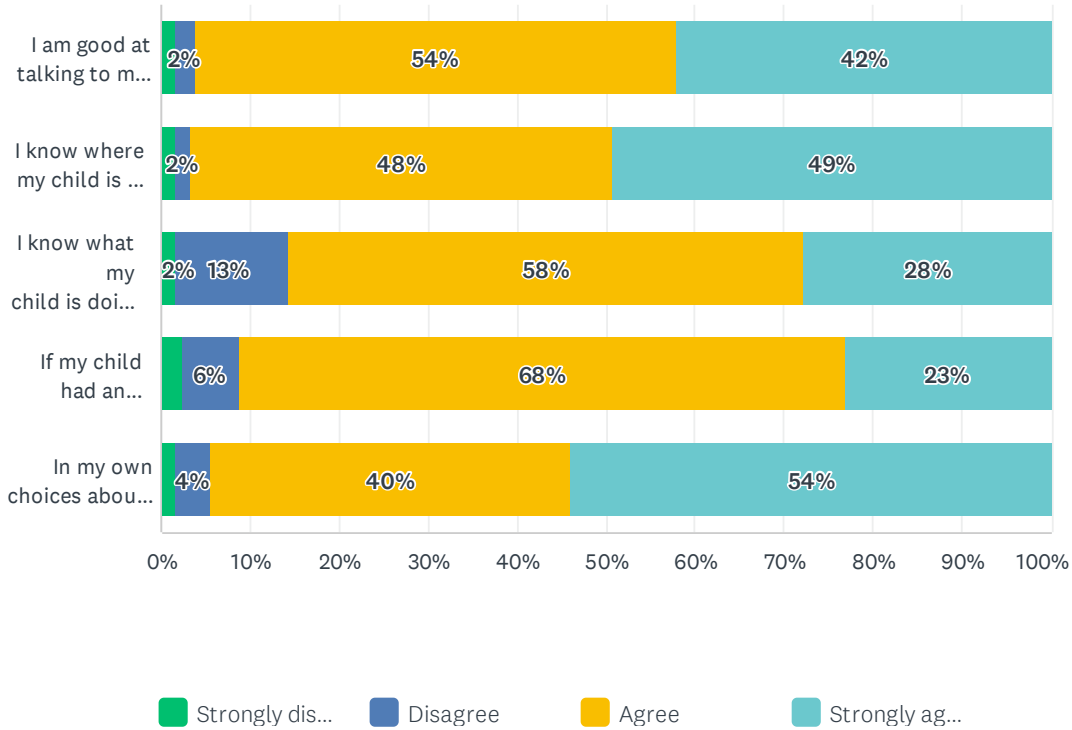
Answered: 126 Skipped: 146



	NOT AT ALL	SOMEWHAT	VERY	UNSURE	TOTAL	WEIGHTED AVERAGE
Parent's use of marijuana	6% 8	19% 24	71% 89	4% 5	126	2.72
Friends' opinions/attitudes/behaviors (e.g. peer pressure)	2% 2	21% 26	77% 97	1% 1	126	2.77
Legal consequences	7% 9	42% 53	48% 60	3% 4	126	2.47
School programs (e.g. educational, prevention, DARE, health class)	10% 12	54% 68	33% 41	4% 5	126	2.31
Ads identifying risks	22% 28	56% 70	20% 25	2% 3	126	2.02
Social media	6% 8	29% 36	63% 79	2% 3	126	2.61

## Q28 Please choose the response that best describes how you feel for each of the statements:

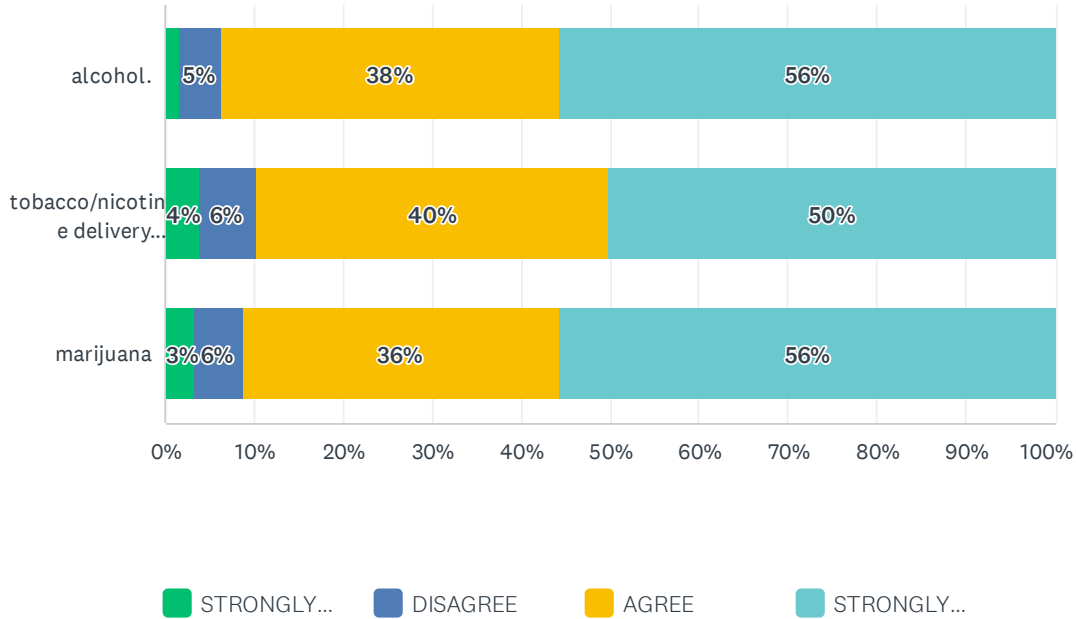
Answered: 126 Skipped: 146



	STRONGLY DISAGREE	DISAGREE	AGREE	STRONGLY AGREE	TOTAL
I am good at talking to my child about important or serious things.	2% 2	2% 3	54% 68	42% 53	126
I know where my child is and who they are with when they go out.	2% 2	2% 2	48% 60	49% 62	126
I know what my child is doing when they go out.	2% 2	13% 16	58% 73	28% 35	126
If my child had an important concern about drugs, alcohol, or some other serious issue, they would talk to me about it.	2% 3	6% 8	68% 86	23% 29	126
In my own choices about using drugs and alcohol, I have considered the behavior I am modeling for my child.	2% 2	4% 5	40% 51	54% 68	126

Q29 To what extent do you agree with each of the following statements.  
My child's school sets clear rules about using the following at school:

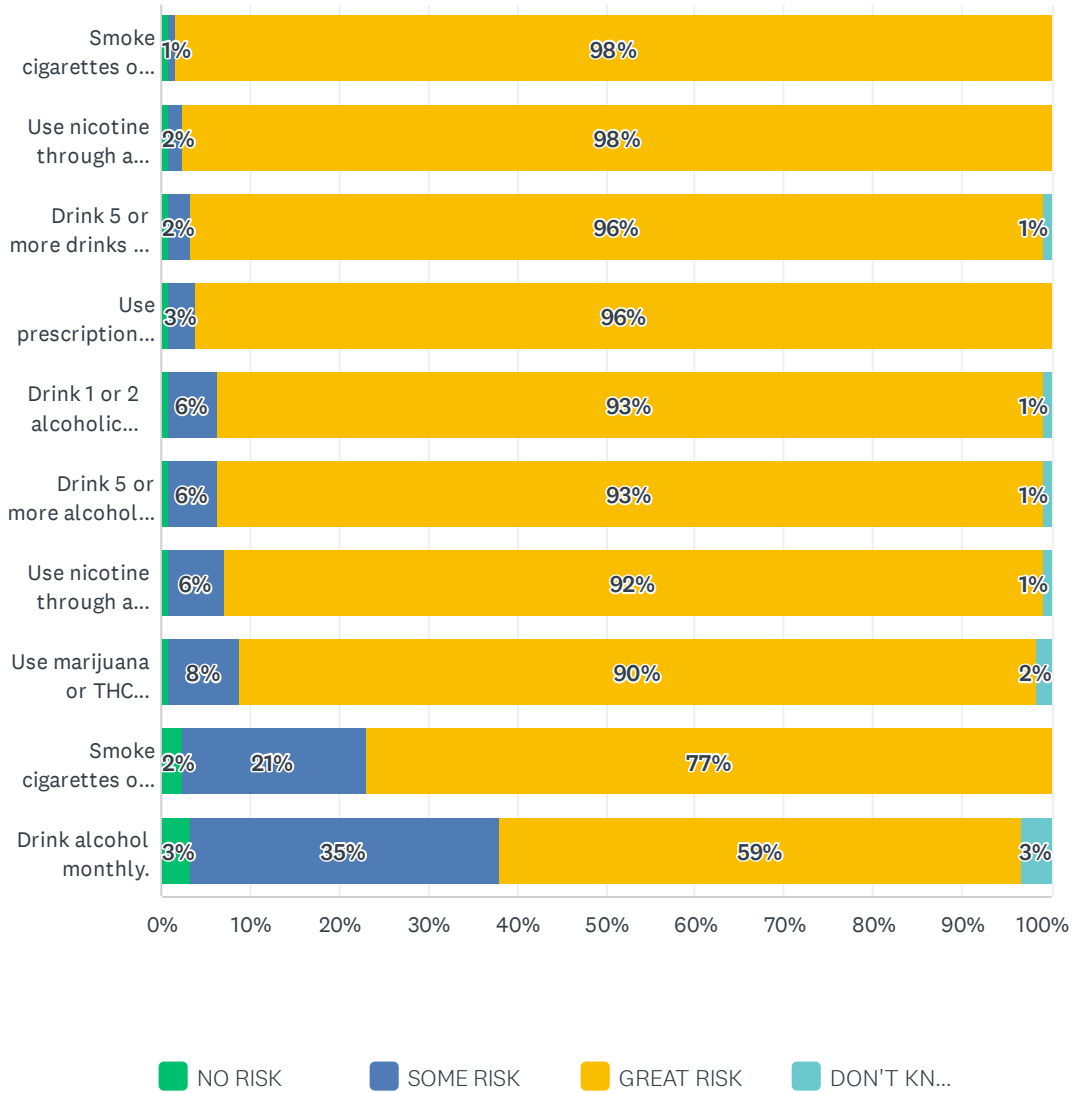
Answered: 126 Skipped: 146



	STRONGLY DISAGREE	DISAGREE	AGREE	STRONGLY AGREE	TOTAL	WEIGHTED AVERAGE
alcohol.	2% 2	5% 6	38% 48	56% 70	126	3.48
tobacco/nicotine delivery products including (ecigarettes, vapes, Juul, Puff Bar).	4% 5	6% 8	40% 50	50% 63	126	3.36
marijuana	3% 4	6% 7	36% 45	56% 70	126	3.44

### Q30 How much risk or harm is there to adolescents if they:

Answered: 126 Skipped: 146

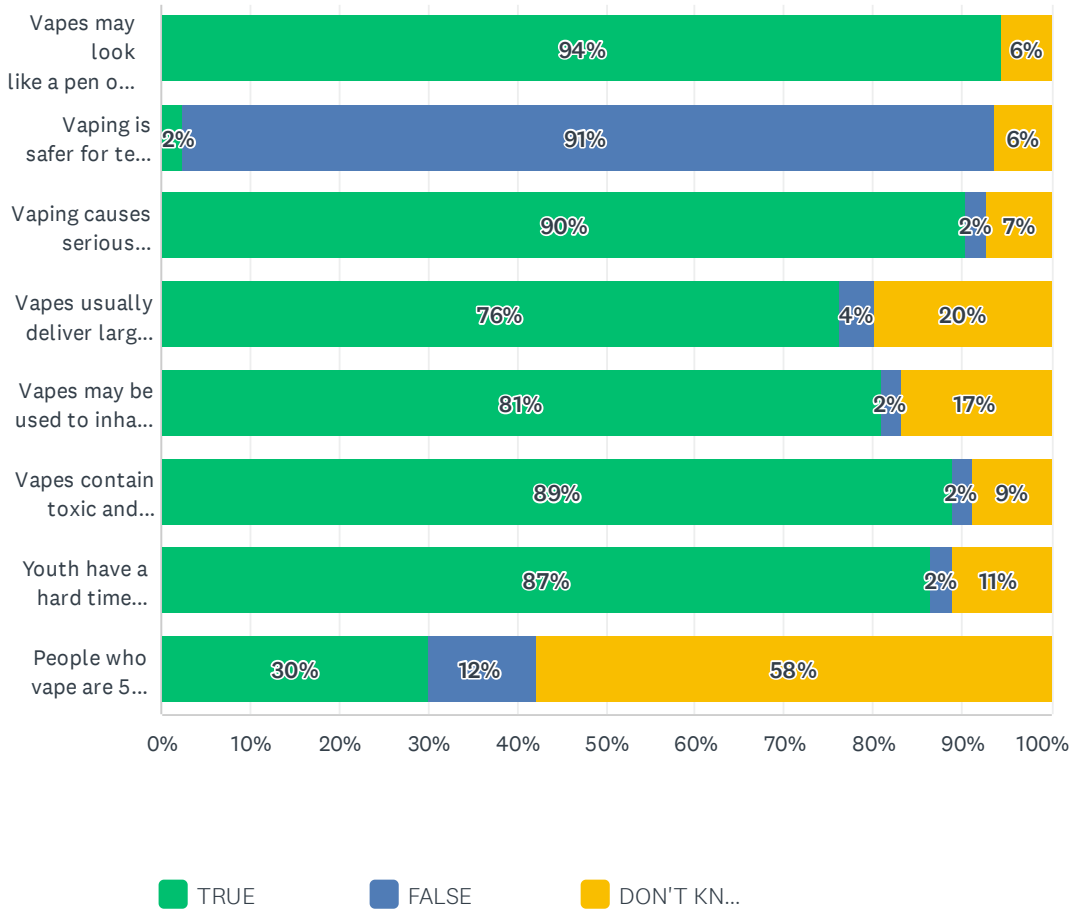


2023 Fairfield CARES PARENT/GUARDIAN SURVEY

	NO RISK	SOME RISK	GREAT RISK	DON'T KNOW	TOTAL	WEIGHTED AVERAGE
Smoke cigarettes or use tobacco, 1 or more packs a day?	1% 1	1% 1	98% 124	0% 0	126	2.98
Use nicotine through a vaping device (JUUL, Blu, Puff Bar) daily?	1% 1	2% 2	98% 123	0% 0	126	2.97
Drink 5 or more drinks on one occasion?	1% 1	2% 3	96% 121	1% 1	126	2.97
Use prescription drugs not prescribed to them.	1% 1	3% 4	96% 121	0% 0	126	2.95
Drink 1 or 2 alcoholic beverages (beer, wine, liquor) nearly every day?	1% 1	6% 7	93% 117	1% 1	126	2.94
Drink 5 or more alcohol drinks once or twice a week.	1% 1	6% 7	93% 117	1% 1	126	2.94
Use nicotine through a vaping device (JUUL, Blu, Puff Bar) 1 or 2 times a week?	1% 1	6% 8	92% 116	1% 1	126	2.93
Use marijuana or THC products, 1 or 2 times a week?	1% 1	8% 10	90% 113	2% 2	126	2.92
Smoke cigarettes or use tobacco ever.	2% 3	21% 26	77% 97	0% 0	126	2.75
Drink alcohol monthly.	3% 4	35% 44	59% 74	3% 4	126	2.62

### Q31 Please select the best response for each of the following questions:

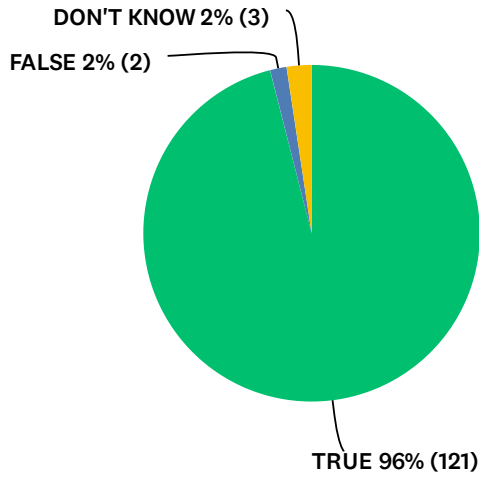
Answered: 126 Skipped: 146



	TRUE	FALSE	DON'T KNOW	TOTAL	WEIGHTED AVERAGE
Vapes may look like a pen or a flash drive.	94% 119	0% 0	6% 7	126	1.11
Vaping is safer for teens than smoking cigarettes.	2% 3	91% 115	6% 8	126	2.04
Vaping causes serious respiratory diseases and 2nd hand vapor is harmful.	90% 114	2% 3	7% 9	126	1.17
Vapes usually deliver large amounts of nicotine.	76% 96	4% 5	20% 25	126	1.44
Vapes may be used to inhale high potency marijuana.	81% 102	2% 3	17% 21	126	1.36
Vapes contain toxic and cancer-causing chemicals.	89% 112	2% 3	9% 11	126	1.20
Youth have a hard time quitting vaping because they become addicted to nicotine.	87% 109	2% 3	11% 14	126	1.25
People who vape are 5 times more likely to get COVID-19.	30% 38	12% 15	58% 73	126	2.28

**Q32 Drinking during adolescence can interfere with normal brain development and increases the risk of developing an alcohol use disorder later in life.**

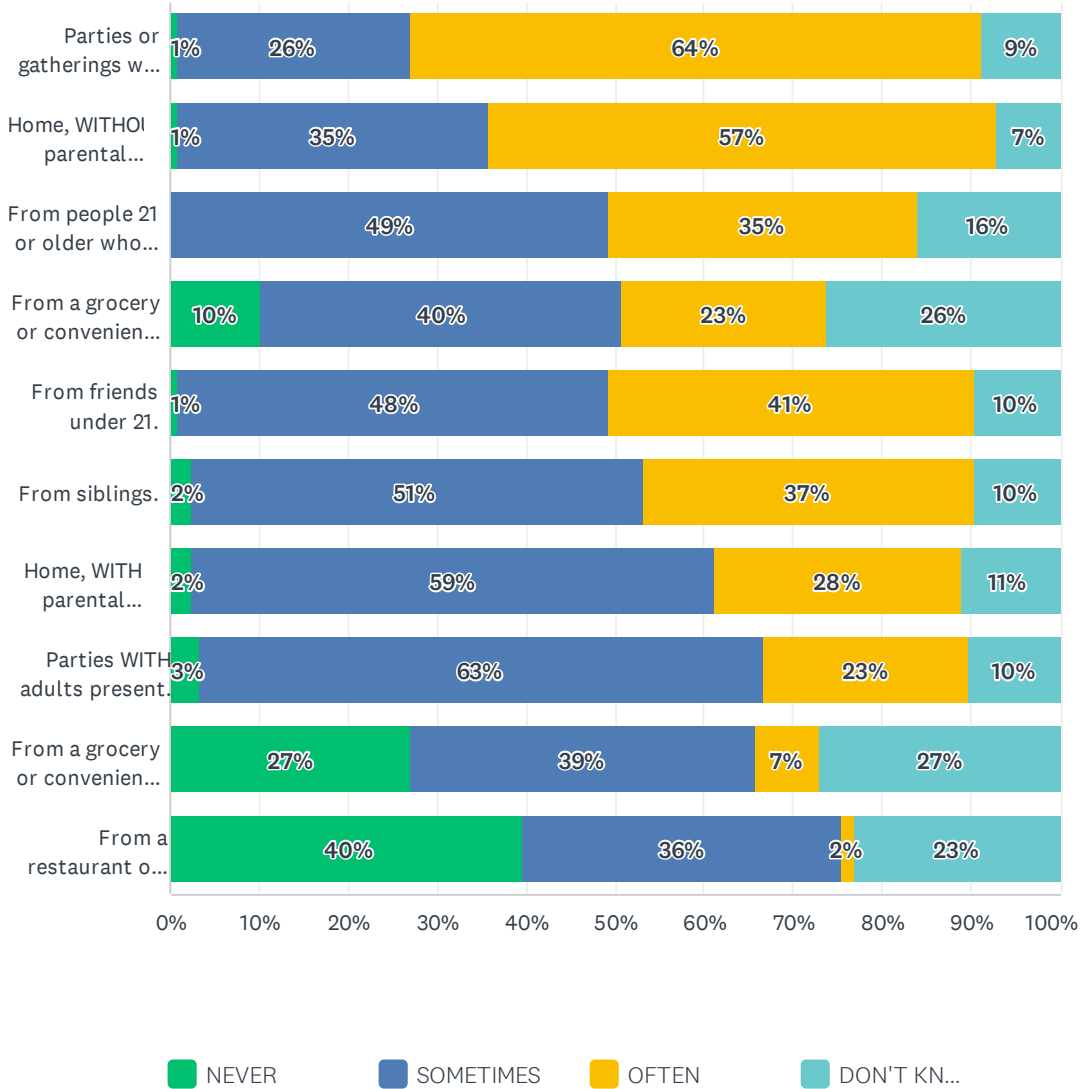
Answered: 126 Skipped: 146



ANSWER CHOICES	RESPONSES	
TRUE	96%	121
FALSE	2%	2
DON'T KNOW	2%	3
TOTAL		126

### Q33 Where do you think Fairfield youth under 21 get their alcoholic beverages? (check all that apply)

Answered: 126 Skipped: 146



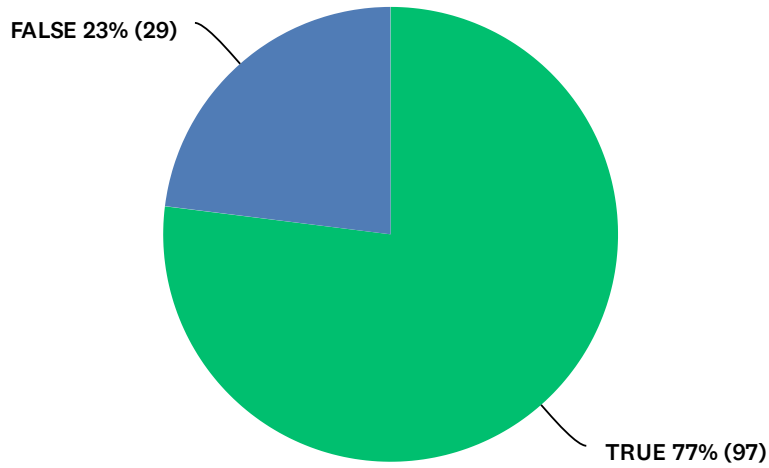


2023 Fairfield CARES PARENT/GUARDIAN SURVEY

	NEVER	SOMETIMES	OFTEN	DON'T KNOW	TOTAL	WEIGHTED AVERAGE
Parties or gatherings with NO adults present.	1% 1	26% 33	64% 81	9% 11	126	2.81
Home, WITHOUT parental permission.	1% 1	35% 44	57% 72	7% 9	126	2.71
From people 21 or older who buy it for them.	0% 0	49% 62	35% 44	16% 20	126	2.67
From a grocery or convenience store OUTSIDE Fairfield.	10% 13	40% 51	23% 29	26% 33	126	2.65
From friends under 21.	1% 1	48% 61	41% 52	10% 12	126	2.60
From siblings.	2% 3	51% 64	37% 47	10% 12	126	2.54
Home, WITH parental permission.	2% 3	59% 74	28% 35	11% 14	126	2.48
Parties WITH adults present.	3% 4	63% 80	23% 29	10% 13	126	2.40
From a grocery or convenience store IN Fairfield.	27% 34	39% 49	7% 9	27% 34	126	2.34
From a restaurant or bar.	40% 50	36% 45	2% 2	23% 29	126	2.08

Q34 I am familiar with the CT Social Host Law which makes it illegal to serve alcohol to anyone under age 21, except one's own child, or to permit underage drinking on one's property.

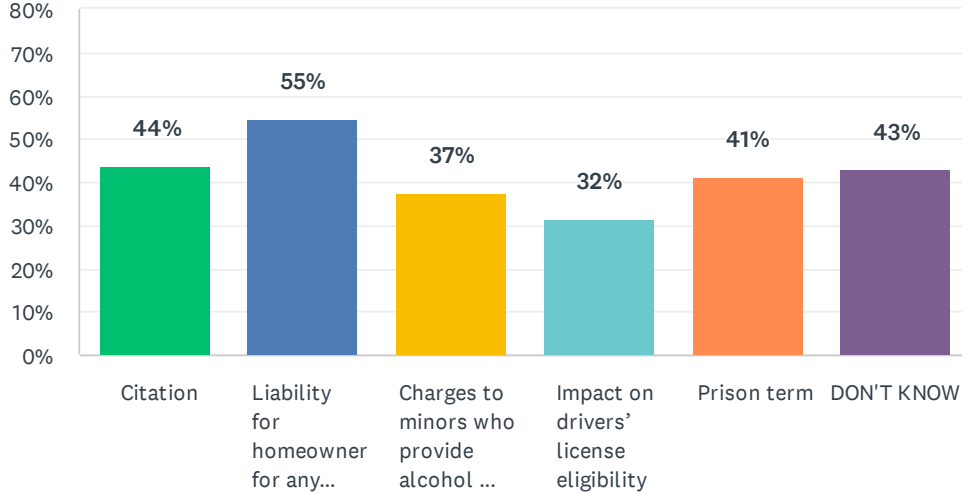
Answered: 126 Skipped: 146



ANSWER CHOICES	RESPONSES	
TRUE	77%	97
FALSE	23%	29
TOTAL		126

### Q35 What are potential consequences for violating Connecticut's Social Host law? (check all that apply)

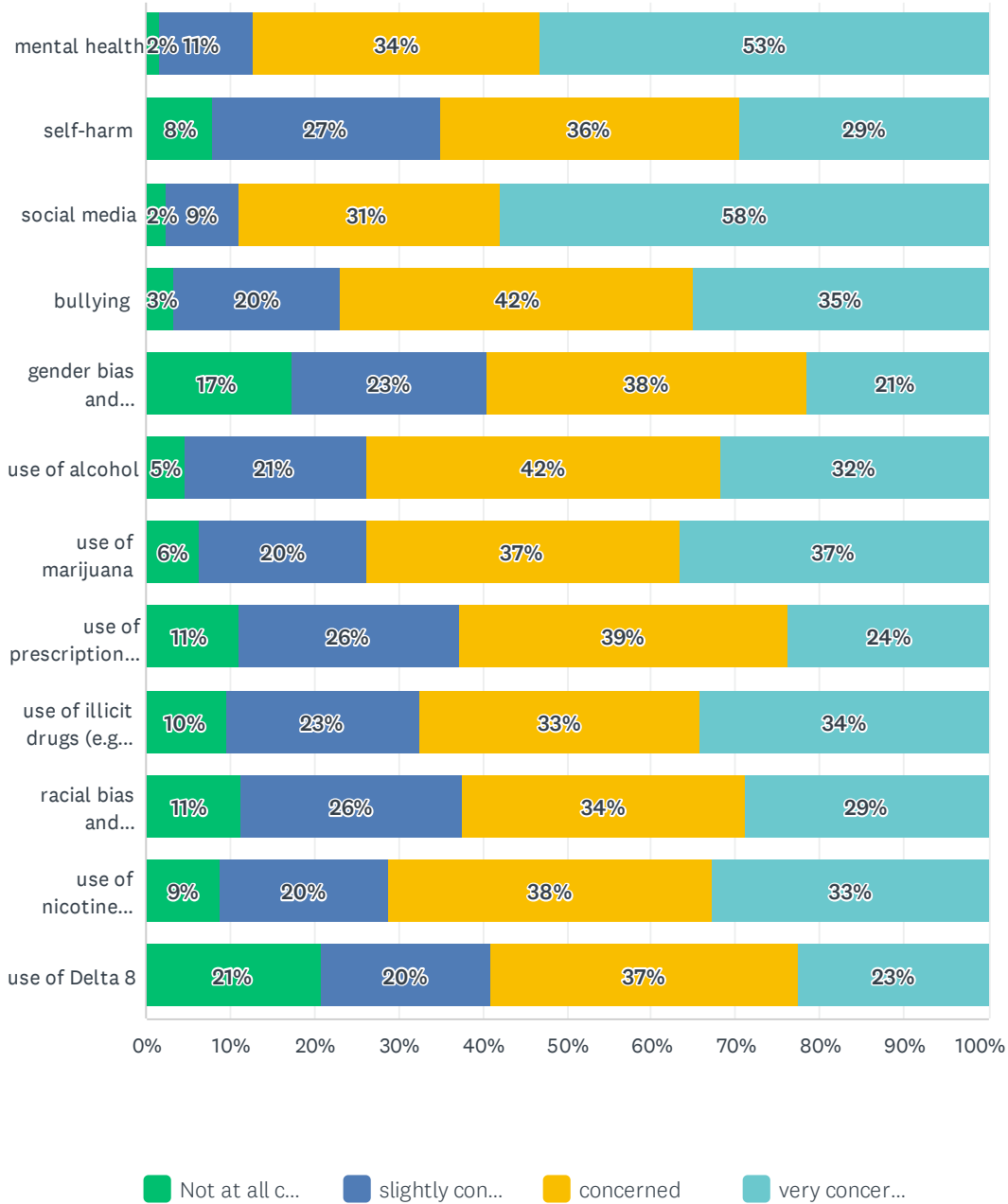
Answered: 126 Skipped: 146



ANSWER CHOICES	RESPONSES	
Citation	44%	55
Liability for homeowner for any injury or damages	55%	69
Charges to minors who provide alcohol to other minors when no adult is present at the home	37%	47
Impact on drivers' license eligibility	32%	40
Prison term	41%	52
DON'T KNOW	43%	54
Total Respondents: 126		

### Q36 Please indicate your level of concern when thinking about the following issues impacting teens in your community.

Answered: 126 Skipped: 146

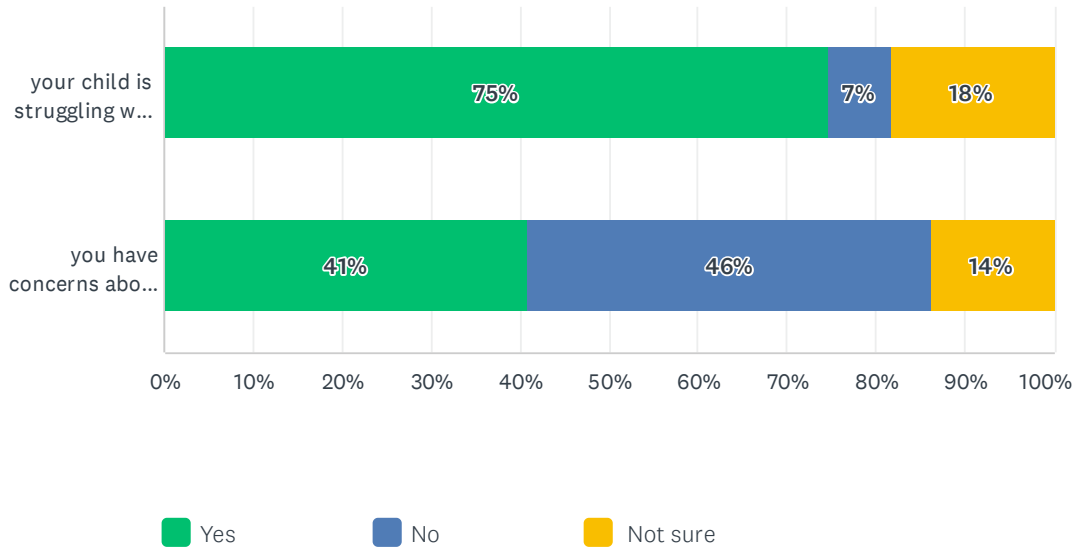


2023 Fairfield CARES PARENT/GUARDIAN SURVEY

	NOT AT ALL CONCERNED	SLIGHTLY CONCERNED	CONCERNED	VERY CONCERNED	TOTAL
mental health	2% 2	11% 14	34% 43	53% 67	126
self-harm	8% 10	27% 34	36% 45	29% 37	126
social media	2% 3	9% 11	31% 39	58% 73	126
bullying	3% 4	20% 25	42% 53	35% 44	126
gender bias and discrimination	17% 22	23% 29	38% 48	21% 27	126
use of alcohol	5% 6	21% 27	42% 53	32% 40	126
use of marijuana	6% 8	20% 25	37% 47	37% 46	126
use of prescription drugs not perscribed to user	11% 14	26% 33	39% 49	24% 30	126
use of illicit drugs (e.g heroin, cocaine)	10% 12	23% 29	33% 42	34% 43	126
racial bias and discrimination	11% 14	26% 33	34% 42	29% 36	125
use of nicotine products	9% 11	20% 25	38% 48	33% 41	125
use of Delta 8	21% 25	20% 24	37% 44	23% 27	120

### Q37 Do you know where to access help if:

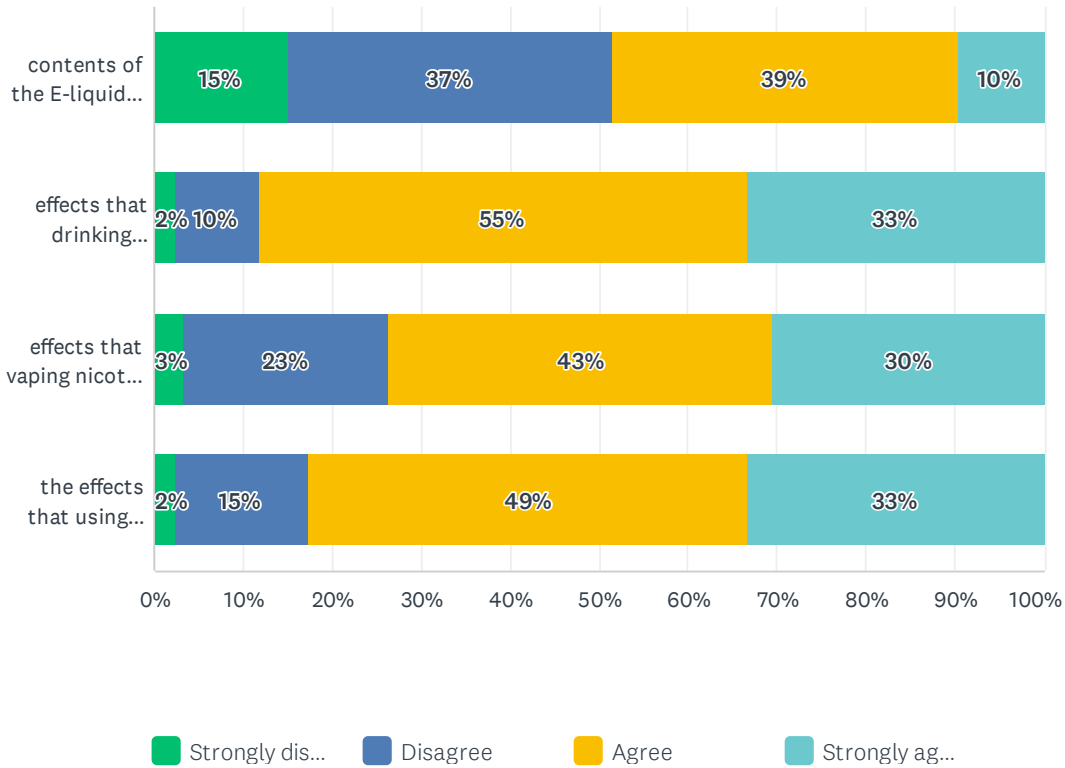
Answered: 126 Skipped: 146



	YES	NO	NOT SURE	TOTAL	WEIGHTED AVERAGE
your child is struggling with a mental health issue/needs to access mental health services (therapy, counseling, psychiatry, etc.)?	75% 94	7% 9	18% 23	126	1.44
you have concerns about your child's substance misuse?	41% 51	46% 57	14% 17	125	1.73

### Q38 I have a good understanding of the:

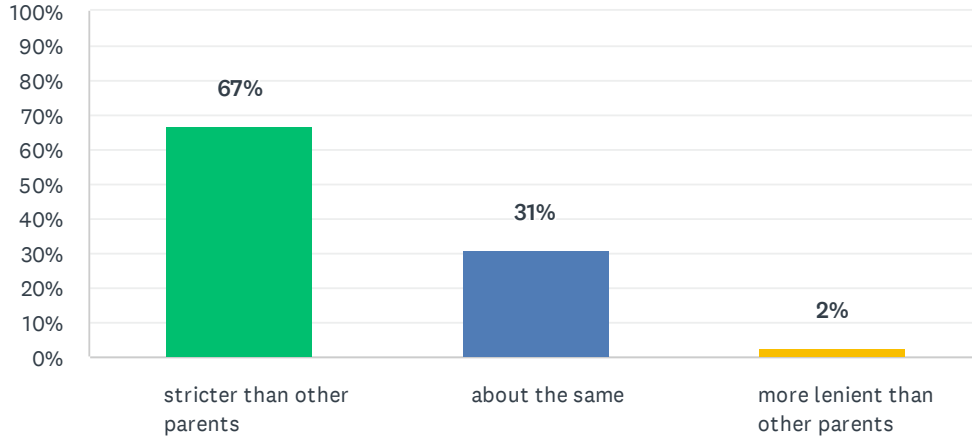
Answered: 126 Skipped: 146



	STRONGLY DISAGREE	DISAGREE	AGREE	STRONGLY AGREE	TOTAL	WEIGHTED AVERAGE
contents of the E-liquid found in most vaping devices (JUUL, Blu, Puff Bar).	15% 19	37% 46	39% 49	10% 12	126	2.43
effects that drinking alcohol has on the teenage brain.	2% 3	10% 12	55% 69	33% 42	126	3.19
effects that vaping nicotine has on the teenage brain	3% 4	23% 29	43% 54	30% 38	125	3.01
the effects that using marijuana or THC products has on teenage brain.	2% 3	15% 19	49% 62	33% 42	126	3.13

### Q39 When it comes to monitoring my child’s/my children’s safety in situations where there is alcohol, I am...

Answered: 126 Skipped: 146



ANSWER CHOICES	RESPONSES	
stricter than other parents	67%	84
about the same	31%	39
more lenient than other parents	2%	3
<b>TOTAL</b>		<b>126</b>